

# El Paso County

## 2019 Annual Agency Profile

### General Information

#### Service Consumption

443,895 Annual Unlinked Trips (UPT)

#### Service Supplied

4,160,849 Annual Vehicle Revenue Miles (VRM)  
94,400 Annual Vehicle Revenue Hours (VRH)

#### Summary of Operating Expenses (OE)

\$4,073,384 Total Operating Expenses

#### Database Information

NTDID: 6R05-60179

Reporter Type: Rural General Public Transit

### Financial Information

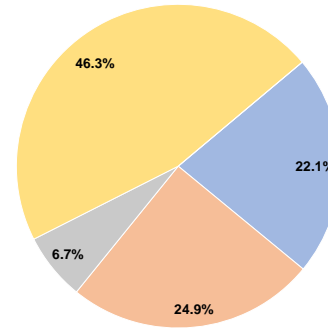
#### Sources of Operating Funds Expended

Fare Revenues	\$899,125	22.1%
Local Funds	\$1,012,941	24.9%
State Funds	\$273,893	6.7%
Federal Assistance	\$1,887,425	46.3%
Other Funds	\$0	0.0%
<b>Total Operating Funds Expended</b>	<b>\$4,073,384</b>	<b>100.0%</b>

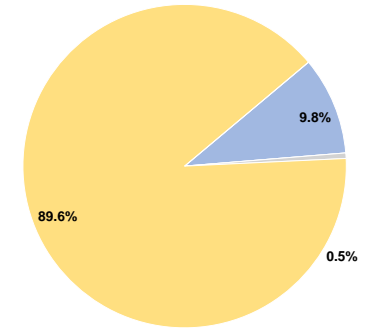
#### Sources of Capital Funds Expended

Fare Revenues	\$161,488	9.8%
Local Funds	\$0	0.0%
State Funds	\$8,987	0.5%
Federal Assistance	\$1,475,475	89.6%
Other Funds	\$0	0.0%
<b>Total Capital Funds Expended</b>	<b>\$1,645,950</b>	<b>100.0%</b>

#### Operating Funding Sources



#### Capital Funding Sources



### Modal Characteristics

#### Operation Characteristics

#### Vehicles Operated at Maximum Service

Mode	Directly Operated	Purchased Transportation	Operating Expenses	Fare Revenues	Uses of Capital Funds	Annual Unlinked Trips	Annual Vehicle Revenue Miles	Annual Vehicle Revenue Hours
Commuter Bus	-	17	\$3,493,860	\$319,601	\$1,028,577	208,164	912,138	37,479
Vanpool	-	89	\$579,524	\$741,012	\$617,373	235,731	3,248,711	56,921
<b>Total</b>	<b>-</b>	<b>106</b>	<b>\$4,073,384</b>	<b>\$1,060,613</b>	<b>\$1,645,950</b>	<b>443,895</b>	<b>4,160,849</b>	<b>94,400</b>

#### Performance Measures

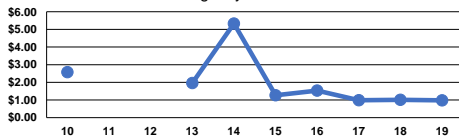
#### Service Efficiency

Mode	Operating Expenses per Vehicle Revenue Mile	Operating Expenses per Vehicle Revenue Hour
Commuter Bus	\$3.83	\$93.22
Vanpool	\$0.18	\$10.18
<b>Total</b>	<b>\$0.98</b>	<b>\$43.15</b>

#### Service Effectiveness

Mode	Operating Expenses per Unlinked Passenger Trip	Unlinked Trips per Vehicle Revenue Mile	Unlinked Trips per Vehicle Revenue Hour
Commuter Bus	\$16.78	0.2	5.6
Vanpool	\$2.46	0.1	4.1
<b>Total</b>	<b>\$9.18</b>	<b>0.1</b>	<b>4.7</b>

Operating Expense per Vehicle Revenue Mile: Agency Total



Unlinked Passenger Trips per Vehicle Revenue Mile: Agency Total

