

Incorporated County of Los Alamos

2019 Annual Agency Profile

General Information

Service Consumption

458,861 Annual Unlinked Trips (UPT)

Service Supplied

625,405 Annual Vehicle Revenue Miles (VRM)

32,834 Annual Vehicle Revenue Hours (VRH)

Summary of Operating Expenses (OE)

\$3,616,767 Total Operating Expenses

Database Information

NTDID: 6R03-60215

Reporter Type: Rural General Public Transit

Financial Information

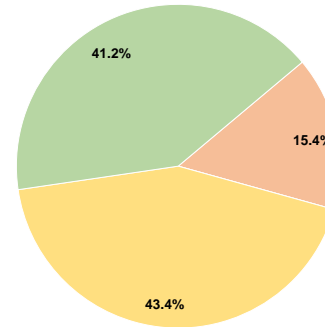
Sources of Operating Funds Expended

Fare Revenues	\$0	0.0%
Local Funds	\$557,984	15.4%
State Funds	\$0	0.0%
Federal Assistance	\$1,568,273	43.4%
Other Funds	\$1,490,510	41.2%
Total Operating Funds Expended	\$3,616,767	100.0%

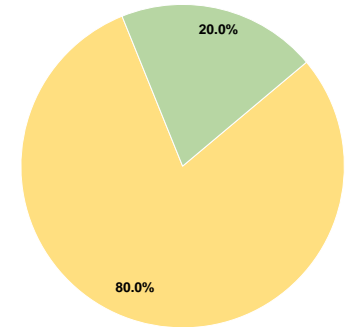
Sources of Capital Funds Expended

Fare Revenues	\$0	0.0%
Local Funds	\$0	0.0%
State Funds	\$0	0.0%
Federal Assistance	\$108,361	80.0%
Other Funds	\$27,090	20.0%
Total Capital Funds Expended	\$135,451	100.0%

Operating Funding Sources



Capital Funding Sources



Modal Characteristics

Operation Characteristics

Vehicles Operated at Maximum Service

Mode	Directly Operated	Purchased Transportation	Operating Expenses	Fare Revenues	Uses of Capital Funds	Annual Unlinked Trips	Annual Vehicle Revenue Miles	Annual Vehicle Revenue Hours
Demand Response	2	-	\$320,373	\$0	\$135,451	6,585	49,671	2,914
Bus	15	-	\$3,296,394	\$0	\$0	452,276	575,734	29,920
Total	17	-	\$3,616,767	\$0	\$135,451	458,861	625,405	32,834

Performance Measures

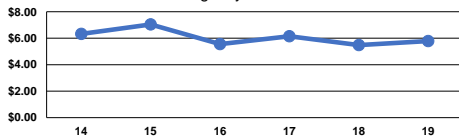
Service Efficiency

Mode	Operating Expenses per Vehicle Revenue Mile	Operating Expenses per Vehicle Revenue Hour
Demand Response	\$6.45	\$109.94
Bus	\$5.73	\$110.17
Total	\$5.78	\$110.15

Service Effectiveness

Mode	Operating Expenses per Unlinked Passenger Trip	Unlinked Trips per Vehicle Revenue Mile	Unlinked Trips per Vehicle Revenue Hour
Demand Response	\$48.65	0.1	2.3
Bus	\$7.29	0.8	15.1
Total	\$7.88	0.7	14.0

Operating Expense per Vehicle Revenue Mile:
Agency Total



Unlinked Passenger Trips per Vehicle Revenue
Mile: Agency Total

