

# City of Socorro

## 2019 Annual Agency Profile

### General Information

#### Service Consumption

12,257 Annual Unlinked Trips (UPT)

#### Service Supplied

86,675 Annual Vehicle Revenue Miles (VRM)

3,862 Annual Vehicle Revenue Hours (VRH)

#### Summary of Operating Expenses (OE)

\$221,297 Total Operating Expenses

#### Database Information

NTDID: 6R03-60157

Reporter Type: Rural General Public Transit

### Financial Information

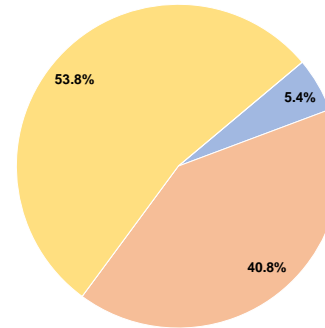
#### Sources of Operating Funds Expended

Fare Revenues	\$11,975	5.4%
Local Funds	\$90,333	40.8%
State Funds	\$0	0.0%
Federal Assistance	\$118,989	53.8%
Other Funds	\$0	0.0%
<b>Total Operating Funds Expended</b>	<b>\$221,297</b>	<b>100.0%</b>

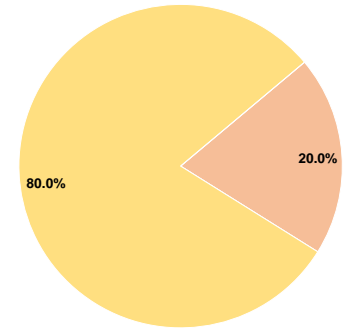
#### Sources of Capital Funds Expended

Fare Revenues	\$0	0.0%
Local Funds	\$18,440	20.0%
State Funds	\$0	0.0%
Federal Assistance	\$73,759	80.0%
Other Funds	\$0	0.0%
<b>Total Capital Funds Expended</b>	<b>\$92,199</b>	<b>100.0%</b>

#### Operating Funding Sources



#### Capital Funding Sources



### Modal Characteristics

#### Operation Characteristics

##### Vehicles Operated at Maximum Service

Mode	Directly Operated	Purchased Transportation	Operating Expenses	Fare Revenues	Uses of Capital Funds	Annual Unlinked Trips	Annual Vehicle Revenue Miles	Annual Vehicle Revenue Hours
Demand Response	3	-	\$221,297	\$11,975	\$92,199	12,257	86,675	3,862
<b>Total</b>	<b>3</b>	<b>-</b>	<b>\$221,297</b>	<b>\$11,975</b>	<b>\$92,199</b>	<b>12,257</b>	<b>86,675</b>	<b>3,862</b>

#### Performance Measures

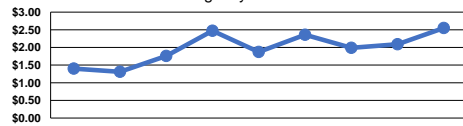
##### Service Efficiency

Mode	Operating Expenses per Vehicle Revenue Mile	Operating Expenses per Vehicle Revenue Hour
Demand Response	\$2.55	\$57.30
<b>Total</b>	<b>\$2.55</b>	<b>\$57.30</b>

##### Service Effectiveness

Mode	Operating Expenses per Unlinked Passenger Trip	Unlinked Trips per Vehicle Revenue Mile	Unlinked Trips per Vehicle Revenue Hour
Demand Response	\$18.05	0.1	3.2
<b>Total</b>	<b>\$18.05</b>	<b>0.1</b>	<b>3.2</b>

Operating Expense per Vehicle Revenue Mile: Agency Total



Unlinked Passenger Trips per Vehicle Revenue Mile: Agency Total

