

Claiborne Parish Police Jury OCS
2019 Annual Agency Profile

General Information

Service Consumption

6,076 Annual Unlinked Trips (UPT)

Service Supplied

120,496 Annual Vehicle Revenue Miles (VRM)

6,004 Annual Vehicle Revenue Hours (VRH)

Summary of Operating Expenses (OE)

\$274,511 Total Operating Expenses

Database Information

NTDID: 6R02-60234

Reporter Type: Rural General Public Transit

Financial Information

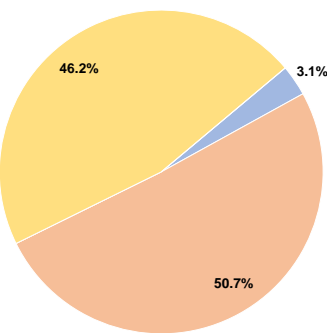
Sources of Operating Funds Expended

Fare Revenues	\$8,487	3.1%
Local Funds	\$139,265	50.7%
State Funds	\$0	0.0%
Federal Assistance	\$126,759	46.2%
Other Funds	\$0	0.0%
Total Operating Funds Expended	\$274,511	100.0%

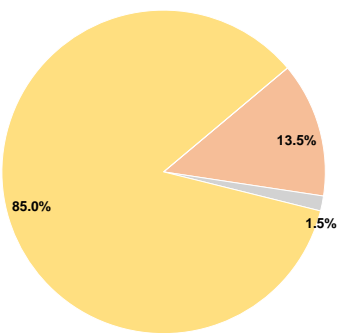
Sources of Capital Funds Expended

Fare Revenues	\$0	0.0%
Local Funds	\$5,341	13.5%
State Funds	\$593	1.5%
Federal Assistance	\$33,627	85.0%
Other Funds	\$0	0.0%
Total Capital Funds Expended	\$39,561	100.0%

Operating Funding Sources



Capital Funding Sources



Modal Characteristics

Operation Characteristics

**Vehicles Operated
at Maximum Service**

Mode	Directly Operated	Purchased Transportation	Operating Expenses	Fare Revenues	Uses of Capital Funds	Annual Unlinked Trips	Annual Vehicle Revenue Miles	Annual Vehicle Revenue Hours
Demand Response	6	-	\$274,511	\$8,487	\$39,561	6,076	120,496	6,004
Total	6	-	\$274,511	\$8,487	\$39,561	6,076	120,496	6,004

Performance Measures

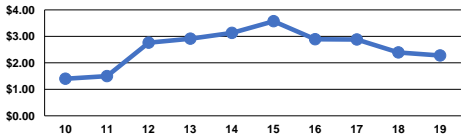
Service Efficiency

Mode	Operating Expenses per Vehicle Revenue Mile	Operating Expenses per Vehicle Revenue Hour
Demand Response	\$2.28	\$45.72
Total	\$2.28	\$45.72

Service Effectiveness

Mode	Operating Expenses per Unlinked Passenger Trip	Unlinked Trips per Vehicle Revenue Mile	Unlinked Trips per Vehicle Revenue Hour
Demand Response	\$45.18	0.1	1.0
Total	\$45.18	0.1	1.0

Operating Expense per Vehicle Revenue Mile:
Agency Total



Unlinked Passenger Trips per Vehicle Revenue
Mile: Agency Total

