

Mid-Delta Transit (MDT)

2019 Annual Agency Profile

<http://www.middeltacommunityservices.org>

610 South Biscoe Street

P.O. Box 745

Helena West Helena, AR 72342-0745

General Information

Service Consumption

92,514 Annual Unlinked Trips (UPT)

Service Supplied

1,459,487 Annual Vehicle Revenue Miles (VRM)

65,888 Annual Vehicle Revenue Hours (VRH)

Summary of Operating Expenses (OE)

\$1,647,478 Total Operating Expenses

Database Information

NTDID: 6R01-60136

Reporter Type: Rural General Public Transit

Financial Information

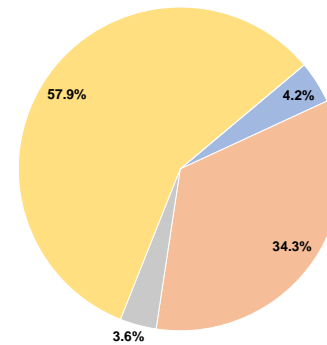
Sources of Operating Funds Expended

Fare Revenues	\$69,484	4.2%
Local Funds	\$564,762	34.3%
State Funds	\$59,944	3.6%
Federal Assistance	\$953,288	57.9%
Other Funds	\$0	0.0%
Total Operating Funds Expended	\$1,647,478	100.0%

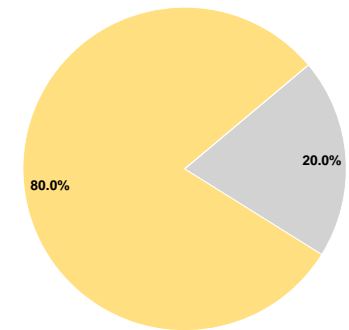
Sources of Capital Funds Expended

Fare Revenues	\$0	0.0%
Local Funds	\$0	0.0%
State Funds	\$27,600	20.0%
Federal Assistance	\$110,400	80.0%
Other Funds	\$0	0.0%
Total Capital Funds Expended	\$138,000	100.0%

Operating Funding Sources



Capital Funding Sources



Modal Characteristics

Operation Characteristics

Vehicles Operated at Maximum Service

Mode	Directly Operated	Purchased Transportation	Operating Expenses	Fare Revenues	Uses of Capital Funds	Annual Unlinked Trips	Annual Vehicle Revenue Miles	Annual Vehicle Revenue Hours
Demand Response	56	-	\$1,647,478	\$69,484	\$138,000	92,514	1,459,487	65,888
Total	56	-	\$1,647,478	\$69,484	\$138,000	92,514	1,459,487	65,888

Performance Measures

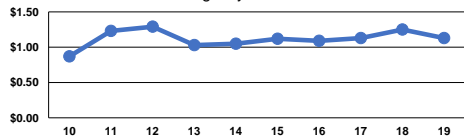
Service Efficiency

Mode	Operating Expenses per Vehicle Revenue Mile	Operating Expenses per Vehicle Revenue Hour
Demand Response	\$1.13	\$25.00
Total	\$1.13	\$25.00

Service Effectiveness

Mode	Operating Expenses per Unlinked Passenger Trip	Unlinked Trips per Vehicle Revenue Mile	Unlinked Trips per Vehicle Revenue Hour
Demand Response	\$17.81	0.1	1.4
Total	\$17.81	0.1	1.4

Operating Expense per Vehicle Revenue Mile: Agency Total



Unlinked Passenger Trips per Vehicle Revenue Mile: Agency Total

