

General Information

Urbanized Area (UZA) Statistics - 2010 Census

Dallas-Fort Worth-Arlington, TX
1,779 **Square Miles**
5,121,892 **Population**
6 **Pop. Rank out of 498 UZAs**

Other UZAs Served

0 Texas Non-UZA

Service Area Statistics

725 **Square Miles**
171,361 **Population**

Service Consumption

37,263 **Annual Unlinked Trips (UPT)**

Service Supplied

353,601 **Annual Vehicle Revenue Miles (VRM)**
20,688 **Annual Vehicle Revenue Hours (VRH)**

Database Information

NTDID: 60113

Reporter Type: Reduced Reporter

Financial Information

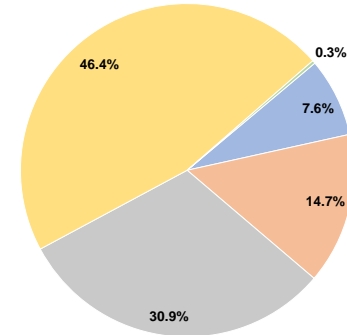
Sources of Operating Funds Expended

Fare Revenues	\$83,901	7.6%
Local Funds	\$161,154	14.7%
State Funds	\$339,410	30.9%
Federal Assistance	\$509,330	46.4%
Other Funds	\$3,262	0.3%
Total Operating Funds Expended	\$1,097,057	100.0%

Sources of Capital Funds Expended

Fare Revenues	\$0
Local Funds	\$0
State Funds	\$0
Federal Assistance	\$0
Other Funds	\$0
Total Capital Funds Expended	\$0

Operating Funding Sources



Modal Characteristics

Operation Characteristics

Vehicles Operated at Maximum Service

Mode	Directly Operated	Purchased Transportation	Operating Expenses	Fare Revenues	Uses of Capital Funds	Annual Unlinked Trips	Annual Vehicle Revenue Miles	Annual Vehicle Revenue Hours	Average Fleet Age in Years ^a
Commuter Bus	2	-	\$132,799	\$3,383	\$0	4,004	54,126	1,899	3.7
Demand Response	15	-	\$964,258	\$80,518	\$0	33,259	299,475	18,789	2.5
Total	17	-	\$1,097,057	\$83,901	\$0	37,263	353,601	20,688	

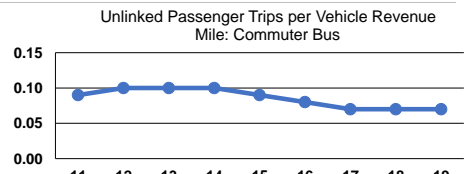
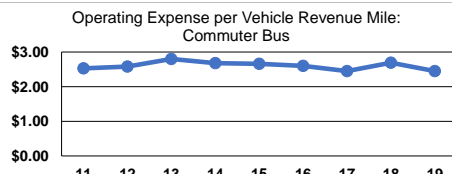
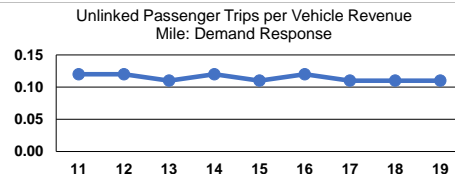
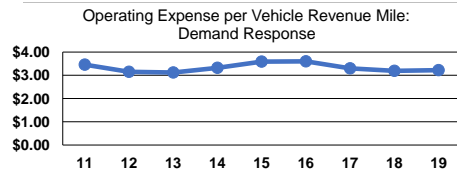
Performance Measures

Service Efficiency

Mode	Operating Expenses per Vehicle Revenue Mile	Operating Expenses per Vehicle Revenue Hour
Commuter Bus	\$2.45	\$69.93
Demand Response	\$3.22	\$51.32
Total	\$3.10	\$53.03

Service Effectiveness

Mode	Operating Expenses per Unlinked Passenger Trip	Unlinked Trips per Vehicle Revenue Mile	Unlinked Trips per Vehicle Revenue Hour
Commuter Bus	\$33.17	0.1	2.1
Demand Response	\$28.99	0.1	1.8
Total	\$29.44	0.1	1.8



Notes:

^aDemand Response - Taxi (DT) and non-dedicated fleets do not report fleet age data.