

General Information

Service Consumption

21,406 Annual Unlinked Trips (UPT)

Service Supplied

78,816 Annual Vehicle Revenue Miles (VRM)
 7,547 Annual Vehicle Revenue Hours (VRH)

Summary of Operating Expenses (OE)

\$232,000 Total Operating Expenses

Database Information

NTDID: 5R06-50375

Reporter Type: Rural General Public Transit

Financial Information

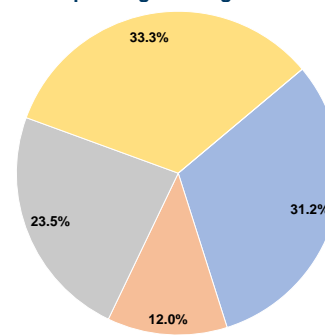
Sources of Operating Funds Expended

Fare Revenues	\$72,437	31.2%
Local Funds	\$27,830	12.0%
State Funds	\$54,445	23.5%
Federal Assistance	\$77,288	33.3%
Other Funds	\$0	0.0%
Total Operating Funds Expended	\$232,000	100.0%

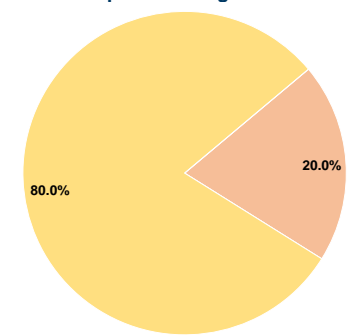
Sources of Capital Funds Expended

Fare Revenues	\$0	0.0%
Local Funds	\$7,236	20.0%
State Funds	\$0	0.0%
Federal Assistance	\$28,940	80.0%
Other Funds	\$0	0.0%
Total Capital Funds Expended	\$36,176	100.0%

Operating Funding Sources



Capital Funding Sources



Modal Characteristics

Operation Characteristics

Vehicles Operated at Maximum Service

Mode	Directly Operated	Purchased Transportation	Operating Expenses	Fare Revenues	Uses of Capital Funds	Annual Unlinked Trips	Annual Vehicle Revenue Miles	Annual Vehicle Revenue Hours
Demand Response	-	3	\$232,000	\$72,437	\$36,176	21,406	78,816	7,547
Total	-	3	\$232,000	\$72,437	\$36,176	21,406	78,816	7,547

Performance Measures

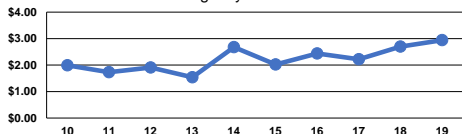
Service Efficiency

Mode	Operating Expenses per Vehicle Revenue Mile	Operating Expenses per Vehicle Revenue Hour
Demand Response	\$2.94	\$30.74
Total	\$2.94	\$30.74

Service Effectiveness

Mode	Operating Expenses per Unlinked Passenger Trip	Unlinked Trips per Vehicle Revenue Mile	Unlinked Trips per Vehicle Revenue Hour
Demand Response	\$10.84	0.3	2.8
Total	\$10.84	0.3	2.8

Operating Expense per Vehicle Revenue Mile: Agency Total



Unlinked Passenger Trips per Vehicle Revenue Mile: Agency Total

