

# Horizons of Tuscarawas & Carroll Counties

2019 Annual Agency Profile

## General Information

### Service Consumption

53,723 Annual Unlinked Trips (UPT)

### Service Supplied

747,204 Annual Vehicle Revenue Miles (VRM)

36,212 Annual Vehicle Revenue Hours (VRH)

### Summary of Operating Expenses (OE)

\$1,383,175 Total Operating Expenses

### Database Information

NTDID: 5R05-55328

Reporter Type: Rural General Public Transit

## Financial Information

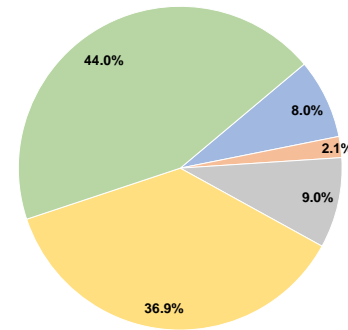
### Sources of Operating Funds Expended

Fare Revenues	\$110,207	8.0%
Local Funds	\$29,105	2.1%
State Funds	\$125,100	9.0%
Federal Assistance	\$510,231	36.9%
Other Funds	\$608,532	44.0%
<b>Total Operating Funds Expended</b>	<b>\$1,383,175</b>	<b>100.0%</b>

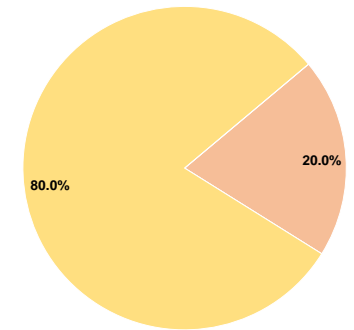
### Sources of Capital Funds Expended

Fare Revenues	\$0	0.0%
Local Funds	\$50,173	20.0%
State Funds	\$0	0.0%
Federal Assistance	\$200,703	80.0%
Other Funds	\$0	0.0%
<b>Total Capital Funds Expended</b>	<b>\$250,876</b>	<b>100.0%</b>

### Operating Funding Sources



### Capital Funding Sources



## Modal Characteristics

### Operation Characteristics

#### Vehicles Operated at Maximum Service

Mode	Directly Operated	Purchased Transportation	Operating Expenses	Fare Revenues	Uses of Capital Funds	Annual Unlinked Trips	Annual Vehicle Revenue Miles	Annual Vehicle Revenue Hours
Demand Response	11	-	\$1,383,175	\$110,207	\$250,876	53,723	747,204	36,212
<b>Total</b>	<b>11</b>	<b>-</b>	<b>\$1,383,175</b>	<b>\$110,207</b>	<b>\$250,876</b>	<b>53,723</b>	<b>747,204</b>	<b>36,212</b>

### Performance Measures

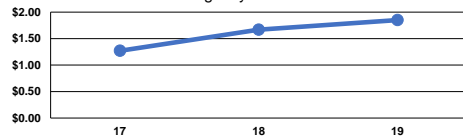
#### Service Efficiency

Mode	Operating Expenses per Vehicle Revenue Mile	Operating Expenses per Vehicle Revenue Hour
Demand Response	\$1.85	\$38.20
<b>Total</b>	<b>\$1.85</b>	<b>\$38.20</b>

#### Service Effectiveness

Mode	Operating Expenses per Unlinked Passenger Trip	Unlinked Trips per Vehicle Revenue Mile	Unlinked Trips per Vehicle Revenue Hour
Demand Response	\$25.75	0.1	1.5
<b>Total</b>	<b>\$25.75</b>	<b>0.1</b>	<b>1.5</b>

Operating Expense per Vehicle Revenue Mile: Agency Total



Unlinked Passenger Trips per Vehicle Revenue Mile: Agency Total

