

# Sandusky Transit System

2019 Annual Agency Profile

## General Information

### Service Consumption

325,559 Annual Unlinked Trips (UPT)

### Service Supplied

740,388 Annual Vehicle Revenue Miles (VRM)

31,117 Annual Vehicle Revenue Hours (VRH)

### Summary of Operating Expenses (OE)

\$2,552,482 Total Operating Expenses

### Database Information

NTDID: 5R05-50164

Reporter Type: Rural General Public Transit

## Financial Information

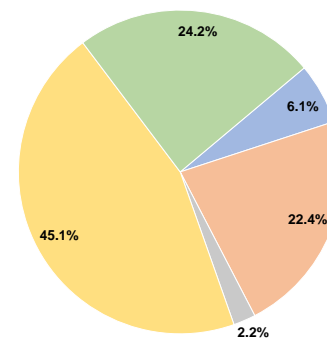
### Sources of Operating Funds Expended

Fare Revenues	\$155,103	6.1%
Local Funds	\$572,174	22.4%
State Funds	\$56,851	2.2%
Federal Assistance	\$1,151,297	45.1%
Other Funds	\$617,057	24.2%
<b>Total Operating Funds Expended</b>	<b>\$2,552,482</b>	<b>100.0%</b>

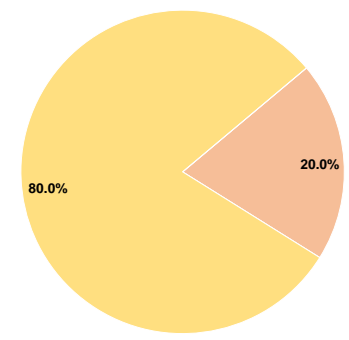
### Sources of Capital Funds Expended

Fare Revenues	\$0	0.0%
Local Funds	\$25,802	20.0%
State Funds	\$0	0.0%
Federal Assistance	\$103,208	80.0%
Other Funds	\$0	0.0%
<b>Total Capital Funds Expended</b>	<b>\$129,010</b>	<b>100.0%</b>

### Operating Funding Sources



### Capital Funding Sources



## Modal Characteristics

### Operation Characteristics

#### Vehicles Operated at Maximum Service

Mode	Directly Operated	Purchased Transportation	Operating Expenses	Fare Revenues	Uses of Capital Funds	Annual Unlinked Trips	Annual Vehicle Revenue Miles	Annual Vehicle Revenue Hours
Demand Response	21	-	\$1,200,177	\$57,543	\$129,010	44,347	375,380	17,029
Bus	6	-	\$1,352,305	\$97,560	\$0	281,212	365,008	14,088
<b>Total</b>	<b>27</b>	<b>-</b>	<b>\$2,552,482</b>	<b>\$155,103</b>	<b>\$129,010</b>	<b>325,559</b>	<b>740,388</b>	<b>31,117</b>

### Performance Measures

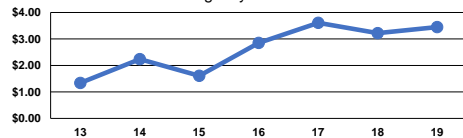
#### Service Efficiency

Mode	Operating Expenses per Vehicle Revenue Mile	Operating Expenses per Vehicle Revenue Hour
Demand Response	\$3.20	\$70.48
Bus	\$3.70	\$95.99
<b>Total</b>	<b>\$3.45</b>	<b>\$82.03</b>

#### Service Effectiveness

Mode	Operating Expenses per Unlinked Passenger Trip	Unlinked Trips per Vehicle Revenue Mile	Unlinked Trips per Vehicle Revenue Hour
Demand Response	\$27.06	0.1	2.6
Bus	\$4.81	0.8	20.0
<b>Total</b>	<b>\$7.84</b>	<b>0.4</b>	<b>10.5</b>

Operating Expense per Vehicle Revenue Mile: Agency Total



Unlinked Passenger Trips per Vehicle Revenue Mile: Agency Total

