

# Three Rivers Community Action, Inc.

2019 Annual Agency Profile

## General Information

### Service Consumption

283,931 Annual Unlinked Trips (UPT)

### Service Supplied

662,310 Annual Vehicle Revenue Miles (VRM)

55,108 Annual Vehicle Revenue Hours (VRH)

### Summary of Operating Expenses (OE)

\$3,278,958 Total Operating Expenses

### Database Information

NTDID: 5R04-50510

Reporter Type: Rural General Public Transit

## Financial Information

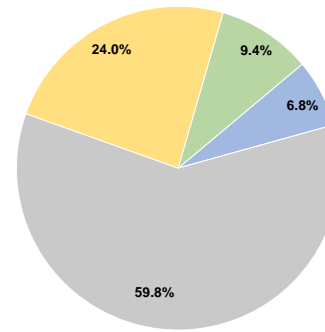
### Sources of Operating Funds Expended

Fare Revenues	\$222,606	6.8%
Local Funds	\$0	0.0%
State Funds	\$1,960,690	59.8%
Federal Assistance	\$787,270	24.0%
Other Funds	\$308,392	9.4%
<b>Total Operating Funds Expended</b>	<b>\$3,278,958</b>	<b>100.0%</b>

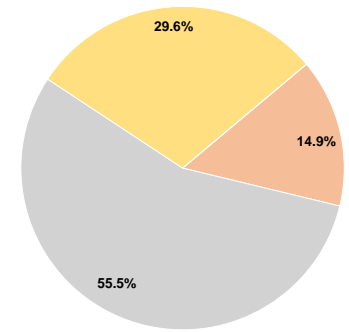
### Sources of Capital Funds Expended

Fare Revenues	\$0	0.0%
Local Funds	\$96,443	14.9%
State Funds	\$359,701	55.5%
Federal Assistance	\$191,893	29.6%
Other Funds	\$0	0.0%
<b>Total Capital Funds Expended</b>	<b>\$648,037</b>	<b>100.0%</b>

### Operating Funding Sources



### Capital Funding Sources



## Modal Characteristics

### Operation Characteristics

#### Vehicles Operated at Maximum Service

Mode	Directly Operated	Purchased Transportation	Operating Expenses	Fare Revenues	Uses of Capital Funds	Annual Unlinked Trips	Annual Vehicle Revenue Miles	Annual Vehicle Revenue Hours
Demand Response	8	-	\$1,719,570	\$91,380	\$648,037	116,447	296,450	29,388
Bus	12	-	\$1,559,388	\$131,226	\$0	167,484	365,860	25,720
<b>Total</b>	<b>20</b>	<b>-</b>	<b>\$3,278,958</b>	<b>\$222,606</b>	<b>\$648,037</b>	<b>283,931</b>	<b>662,310</b>	<b>55,108</b>

### Performance Measures

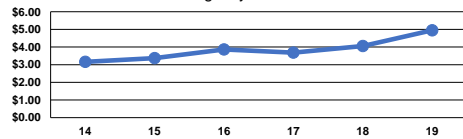
#### Service Efficiency

Mode	Operating Expenses per Vehicle Revenue Mile	Operating Expenses per Vehicle Revenue Hour
Demand Response	\$5.80	\$58.51
Bus	\$4.26	\$60.63
<b>Total</b>	<b>\$4.95</b>	<b>\$59.50</b>

#### Service Effectiveness

Mode	Operating Expenses per Unlinked Passenger Trip	Unlinked Trips per Vehicle Revenue Mile	Unlinked Trips per Vehicle Revenue Hour
Demand Response	\$14.77	0.4	4.0
Bus	\$9.31	0.5	6.5
<b>Total</b>	<b>\$11.55</b>	<b>0.4</b>	<b>5.2</b>

Operating Expense per Vehicle Revenue Mile: Agency Total



Unlinked Passenger Trips per Vehicle Revenue Mile: Agency Total

