

**General Information**

**Service Consumption**

227,906 Annual Unlinked Trips (UPT)

**Service Supplied**

232,495 Annual Vehicle Revenue Miles (VRM)  
20,671 Annual Vehicle Revenue Hours (VRH)

**Summary of Operating Expenses (OE)**

\$824,422 Total Operating Expenses

**Database Information**

NTDID: 5R04-50349

Reporter Type: Rural General Public Transit

**Financial Information**

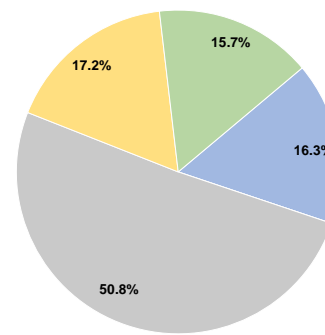
**Sources of Operating Funds Expended**

Fare Revenues	\$134,093	16.3%
Local Funds	\$0	0.0%
State Funds	\$419,017	50.8%
Federal Assistance	\$141,471	17.2%
Other Funds	\$129,841	15.7%
<b>Total Operating Funds Expended</b>	<b>\$824,422</b>	<b>100.0%</b>

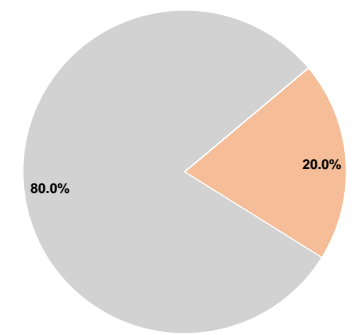
**Sources of Capital Funds Expended**

Fare Revenues	\$0	0.0%
Local Funds	\$991	20.0%
State Funds	\$3,966	80.0%
Federal Assistance	\$0	0.0%
Other Funds	\$0	0.0%
<b>Total Capital Funds Expended</b>	<b>\$4,957</b>	<b>100.0%</b>

**Operating Funding Sources**



**Capital Funding Sources**



**Modal Characteristics**

**Operation Characteristics**

**Vehicles Operated at Maximum Service**

Mode	Vehicles Operated at Maximum Service		Operating Expenses	Fare Revenues	Uses of Capital		Annual Vehicle Revenue Miles	Annual Vehicle Revenue Hours
	Directly Operated	Purchased Transportation			Funds	Annual Unlinked Trips		
Demand Response	1	-	\$132,133	\$5,043	\$4,957	2,556	27,076	3,500
Bus	7	-	\$692,289	\$129,050	\$0	225,350	205,419	17,171
<b>Total</b>	<b>8</b>	<b>-</b>	<b>\$824,422</b>	<b>\$134,093</b>	<b>\$4,957</b>	<b>227,906</b>	<b>232,495</b>	<b>20,671</b>

**Performance Measures**

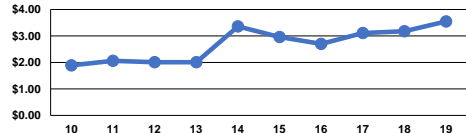
**Service Efficiency**

Mode	Operating Expenses per Vehicle Revenue Mile	Operating Expenses per Vehicle Revenue Hour
Demand Response	\$4.88	\$37.75
Bus	\$3.37	\$40.32
<b>Total</b>	<b>\$3.55</b>	<b>\$39.88</b>

**Service Effectiveness**

Mode	Operating Expenses per Unlinked Passenger Trip	Unlinked Trips per Vehicle Revenue Mile	Unlinked Trips per Vehicle Revenue Hour
Demand Response	\$51.70	0.1	0.7
Bus	\$3.07	1.1	13.1
<b>Total</b>	<b>\$3.62</b>	<b>1.0</b>	<b>11.0</b>

Operating Expense per Vehicle Revenue Mile: Agency Total



Unlinked Passenger Trips per Vehicle Revenue Mile: Agency Total

