

# Marquette County Transit Authority

2019 Annual Agency Profile

## General Information

### Service Consumption

365,733 Annual Unlinked Trips (UPT)

### Service Supplied

935,159 Annual Vehicle Revenue Miles (VRM)  
47,704 Annual Vehicle Revenue Hours (VRH)

### Summary of Operating Expenses (OE)

\$3,164,489 Total Operating Expenses

### Database Information

NTDID: 5R03-50427

Reporter Type: Rural General Public Transit

## Financial Information

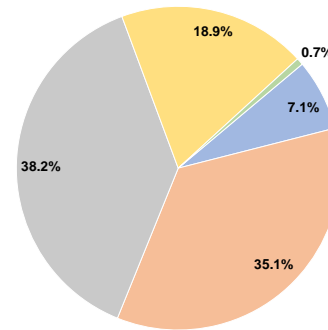
### Sources of Operating Funds Expended

Fare Revenues	\$225,732	7.1%
Local Funds	\$1,111,054	35.1%
State Funds	\$1,209,039	38.2%
Federal Assistance	\$596,740	18.9%
Other Funds	\$21,924	0.7%
<b>Total Operating Funds Expended</b>	<b>\$3,164,489</b>	<b>100.0%</b>

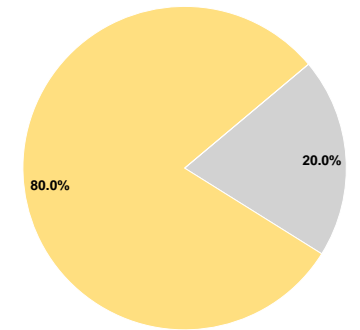
### Sources of Capital Funds Expended

Fare Revenues	\$0	0.0%
Local Funds	\$0	0.0%
State Funds	\$2,128	20.0%
Federal Assistance	\$8,511	80.0%
Other Funds	\$0	0.0%
<b>Total Capital Funds Expended</b>	<b>\$10,639</b>	<b>100.0%</b>

### Operating Funding Sources



### Capital Funding Sources



## Modal Characteristics

### Operation Characteristics

#### Vehicles Operated at Maximum Service

Mode	Directly Operated	Purchased Transportation	Operating Expenses	Fare Revenues	Uses of Capital Funds	Annual Unlinked Trips	Annual Vehicle Revenue Miles	Annual Vehicle Revenue Hours
Demand Response	19	-	\$949,941	\$31,319	\$10,639	46,585	256,064	19,996
Bus	11	-	\$2,214,548	\$194,413	\$0	319,148	679,095	27,708
<b>Total</b>	<b>30</b>	<b>-</b>	<b>\$3,164,489</b>	<b>\$225,732</b>	<b>\$10,639</b>	<b>365,733</b>	<b>935,159</b>	<b>47,704</b>

### Performance Measures

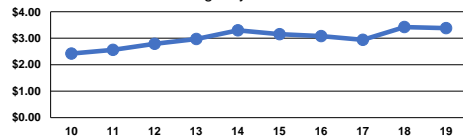
#### Service Efficiency

Mode	Operating Expenses per Vehicle Revenue Mile	Operating Expenses per Vehicle Revenue Hour
Demand Response	\$3.71	\$47.51
Bus	\$3.26	\$79.92
<b>Total</b>	<b>\$3.38</b>	<b>\$66.34</b>

#### Service Effectiveness

Mode	Operating Expenses per Unlinked Passenger Trip	Unlinked Trips per Vehicle Revenue Mile	Unlinked Trips per Vehicle Revenue Hour
Demand Response	\$20.39	0.2	2.3
Bus	\$6.94	0.5	11.5
<b>Total</b>	<b>\$8.65</b>	<b>0.4</b>	<b>7.7</b>

Operating Expense per Vehicle Revenue Mile:  
Agency Total



Unlinked Passenger Trips per Vehicle Revenue  
Mile: Agency Total

