

# Huntington County Council on Aging

2019 Annual Agency Profile

## General Information

### Service Consumption

41,757 Annual Unlinked Trips (UPT)

### Service Supplied

310,219 Annual Vehicle Revenue Miles (VRM)  
24,138 Annual Vehicle Revenue Hours (VRH)

### Summary of Operating Expenses (OE)

\$661,619 Total Operating Expenses

### Database Information

NTDID: 5R02-50361

Reporter Type: Rural General Public Transit

## Financial Information

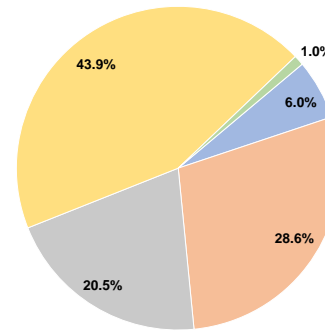
### Sources of Operating Funds Expended

Fare Revenues	\$39,600	6.0%
Local Funds	\$189,025	28.6%
State Funds	\$135,897	20.5%
Federal Assistance	\$290,447	43.9%
Other Funds	\$6,650	1.0%
<b>Total Operating Funds Expended</b>	<b>\$661,619</b>	<b>100.0%</b>

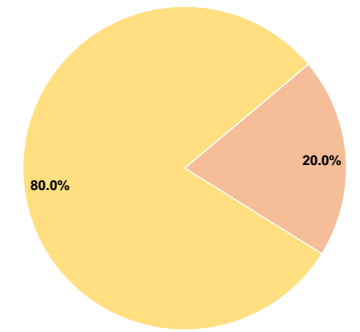
### Sources of Capital Funds Expended

Fare Revenues	\$0	0.0%
Local Funds	\$16,830	20.0%
State Funds	\$0	0.0%
Federal Assistance	\$67,318	80.0%
Other Funds	\$0	0.0%
<b>Total Capital Funds Expended</b>	<b>\$84,148</b>	<b>100.0%</b>

### Operating Funding Sources



### Capital Funding Sources



## Modal Characteristics

### Operation Characteristics

#### Vehicles Operated at Maximum Service

Mode	Directly Operated	Purchased Transportation	Operating Expenses	Fare Revenues	Uses of Capital Funds	Annual Unlinked Trips	Annual Vehicle Revenue Miles	Annual Vehicle Revenue Hours
Demand Response	12	-	\$661,619	\$39,600	\$84,148	41,757	310,219	24,138
<b>Total</b>	<b>12</b>	<b>-</b>	<b>\$661,619</b>	<b>\$39,600</b>	<b>\$84,148</b>	<b>41,757</b>	<b>310,219</b>	<b>24,138</b>

### Performance Measures

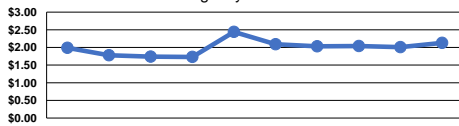
#### Service Efficiency

Mode	Operating Expenses per Vehicle Revenue Mile	Operating Expenses per Vehicle Revenue Hour
Demand Response	\$2.13	\$27.41
<b>Total</b>	<b>\$2.13</b>	<b>\$27.41</b>

#### Service Effectiveness

Mode	Operating Expenses per Unlinked Passenger Trip	Unlinked Trips per Vehicle Revenue Mile	Unlinked Trips per Vehicle Revenue Hour
Demand Response	\$15.84	0.1	1.7
<b>Total</b>	<b>\$15.84</b>	<b>0.1</b>	<b>1.7</b>

Operating Expense per Vehicle Revenue Mile:  
Agency Total



Unlinked Passenger Trips per Vehicle Revenue  
Mile: Agency Total

