

# New Castle Community Transit System

## 2019 Annual Agency Profile

### General Information

#### Service Consumption

41,005 Annual Unlinked Trips (UPT)

#### Service Supplied

52,382 Annual Vehicle Revenue Miles (VRM)  
7,260 Annual Vehicle Revenue Hours (VRH)

#### Summary of Operating Expenses (OE)

\$463,942 Total Operating Expenses

#### Database Information

NTDID: 5R02-50358

Reporter Type: Rural General Public Transit

### Financial Information

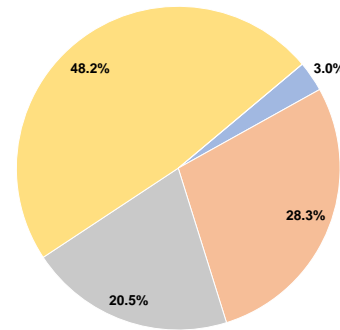
#### Sources of Operating Funds Expended

Fare Revenues	\$14,068	3.0%
Local Funds	\$131,101	28.3%
State Funds	\$95,253	20.5%
Federal Assistance	\$223,520	48.2%
Other Funds	\$0	0.0%
<b>Total Operating Funds Expended</b>	<b>\$463,942</b>	<b>100.0%</b>

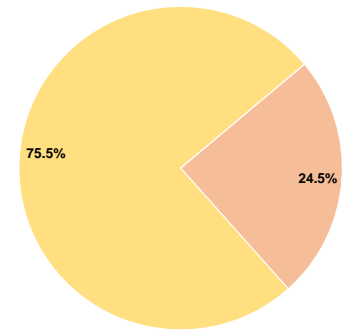
#### Sources of Capital Funds Expended

Fare Revenues	\$0	0.0%
Local Funds	\$42,975	24.5%
State Funds	\$0	0.0%
Federal Assistance	\$132,240	75.5%
Other Funds	\$0	0.0%
<b>Total Capital Funds Expended</b>	<b>\$175,215</b>	<b>100.0%</b>

#### Operating Funding Sources



#### Capital Funding Sources



### Modal Characteristics

#### Operation Characteristics

#### Vehicles Operated at Maximum Service

Mode	Directly Operated	Purchased Transportation	Operating Expenses	Fare Revenues	Uses of Capital Funds	Annual Unlinked Trips	Annual Vehicle Revenue Miles	Annual Vehicle Revenue Hours
Bus	3	-	\$463,942	\$14,068	\$175,215	41,005	52,382	7,260
<b>Total</b>	<b>3</b>	<b>-</b>	<b>\$463,942</b>	<b>\$14,068</b>	<b>\$175,215</b>	<b>41,005</b>	<b>52,382</b>	<b>7,260</b>

#### Performance Measures

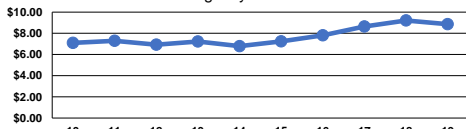
#### Service Efficiency

Mode	Operating Expenses per Vehicle Revenue Mile	Operating Expenses per Vehicle Revenue Hour
Bus	\$8.86	\$63.90
<b>Total</b>	<b>\$8.86</b>	<b>\$63.90</b>

#### Service Effectiveness

Mode	Operating Expenses per Unlinked Passenger Trip	Unlinked Trips per Vehicle Revenue Mile	Unlinked Trips per Vehicle Revenue Hour
Bus	\$11.31	0.8	5.6
<b>Total</b>	<b>\$11.31</b>	<b>0.8</b>	<b>5.6</b>

Operating Expense per Vehicle Revenue Mile: Agency Total



Unlinked Passenger Trips per Vehicle Revenue Mile: Agency Total

