

Dare County

2019 Annual Agency Profile

General Information

Service Consumption

17,697 Annual Unlinked Trips (UPT)

Service Supplied

276,392 Annual Vehicle Revenue Miles (VRM)

15,024 Annual Vehicle Revenue Hours (VRH)

Summary of Operating Expenses (OE)

\$477,728 Total Operating Expenses

Database Information

NTDID: 4R06-41045

Reporter Type: Rural General Public Transit

Financial Information

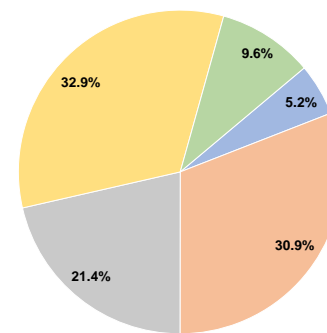
Sources of Operating Funds Expended

Fare Revenues	\$24,790	5.2%
Local Funds	\$147,834	30.9%
State Funds	\$102,242	21.4%
Federal Assistance	\$157,213	32.9%
Other Funds	\$45,649	9.6%
Total Operating Funds Expended	\$477,728	100.0%

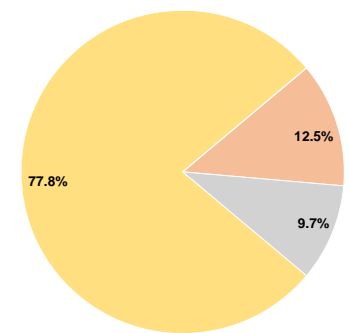
Sources of Capital Funds Expended

Fare Revenues	\$0	0.0%
Local Funds	\$23,738	12.5%
State Funds	\$18,475	9.7%
Federal Assistance	\$147,804	77.8%
Other Funds	\$0	0.0%
Total Capital Funds Expended	\$190,017	100.0%

Operating Funding Sources



Capital Funding Sources



Modal Characteristics

Operation Characteristics

Vehicles Operated at Maximum Service

Mode	Directly Operated	Purchased Transportation	Operating Expenses	Fare Revenues	Uses of Capital Funds	Annual Unlinked Trips	Annual Vehicle Revenue Miles	Annual Vehicle Revenue Hours
Demand Response	8	-	\$477,728	\$24,790	\$190,017	17,697	276,392	15,024
Total	8	-	\$477,728	\$24,790	\$190,017	17,697	276,392	15,024

Performance Measures

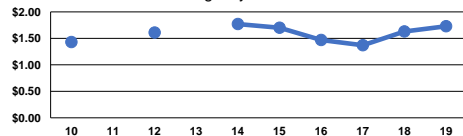
Service Efficiency

Mode	Operating Expenses per Vehicle Revenue Mile	Operating Expenses per Vehicle Revenue Hour
Demand Response	\$1.73	\$31.80
Total	\$1.73	\$31.80

Service Effectiveness

Mode	Operating Expenses per Unlinked Passenger Trip	Unlinked Trips per Vehicle Revenue Mile	Unlinked Trips per Vehicle Revenue Hour
Demand Response	\$26.99	0.1	1.2
Total	\$26.99	0.1	1.2

Operating Expense per Vehicle Revenue Mile: Agency Total



Unlinked Passenger Trips per Vehicle Revenue Mile: Agency Total

