

# Beaufort County Developmental Center, Inc.

2019 Annual Agency Profile

## General Information

### Service Consumption

31,010 Annual Unlinked Trips (UPT)

### Service Supplied

312,196 Annual Vehicle Revenue Miles (VRM)  
 14,859 Annual Vehicle Revenue Hours (VRH)

### Summary of Operating Expenses (OE)

\$830,954 Total Operating Expenses

### Database Information

NTDID: 4R06-41034

Reporter Type: Rural General Public Transit

## Financial Information

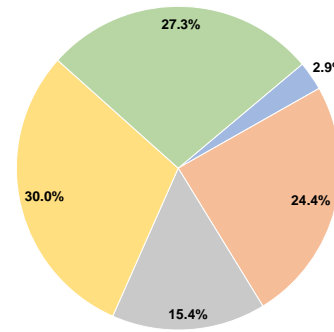
### Sources of Operating Funds Expended

Fare Revenues	\$24,202	2.9%
Local Funds	\$203,057	24.4%
State Funds	\$127,924	15.4%
Federal Assistance	\$249,181	30.0%
Other Funds	\$226,590	27.3%
<b>Total Operating Funds Expended</b>	<b>\$830,954</b>	<b>100.0%</b>

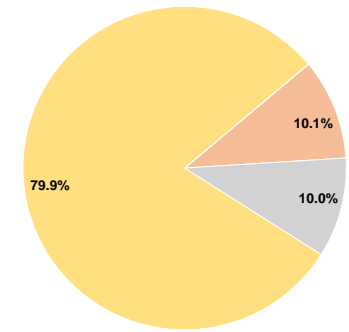
### Sources of Capital Funds Expended

Fare Revenues	\$0	0.0%
Local Funds	\$23,171	10.1%
State Funds	\$22,888	10.0%
Federal Assistance	\$183,105	79.9%
Other Funds	\$0	0.0%
<b>Total Capital Funds Expended</b>	<b>\$229,164</b>	<b>100.0%</b>

### Operating Funding Sources



### Capital Funding Sources



## Modal Characteristics

### Operation Characteristics

#### Vehicles Operated at Maximum Service

Mode	Directly Operated	Purchased Transportation	Operating Expenses	Fare Revenues	Uses of Capital Funds	Annual Unlinked Trips	Annual Vehicle Revenue Miles	Annual Vehicle Revenue Hours
Demand Response	11	-	\$830,954	\$24,202	\$229,164	31,010	312,196	14,859
<b>Total</b>	<b>11</b>	<b>-</b>	<b>\$830,954</b>	<b>\$24,202</b>	<b>\$229,164</b>	<b>31,010</b>	<b>312,196</b>	<b>14,859</b>

### Performance Measures

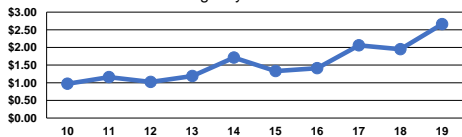
#### Service Efficiency

Mode	Operating Expenses per Vehicle Revenue Mile	Operating Expenses per Vehicle Revenue Hour
Demand Response	\$2.66	\$55.92
<b>Total</b>	<b>\$2.66</b>	<b>\$55.92</b>

#### Service Effectiveness

Mode	Operating Expenses per Unlinked Passenger Trip	Unlinked Trips per Vehicle Revenue Mile	Unlinked Trips per Vehicle Revenue Hour
Demand Response	\$26.80	0.1	2.1
<b>Total</b>	<b>\$26.80</b>	<b>0.1</b>	<b>2.1</b>

Operating Expense per Vehicle Revenue Mile: Agency Total



Unlinked Passenger Trips per Vehicle Revenue Mile: Agency Total

