

# Claiborne County Human Resource Agency

2019 Annual Agency Profile

## General Information

### Service Consumption

94,910 Annual Unlinked Trips (UPT)

### Service Supplied

878,281 Annual Vehicle Revenue Miles (VRM)

19,511 Annual Vehicle Revenue Hours (VRH)

### Summary of Operating Expenses (OE)

\$1,578,676 Total Operating Expenses

### Database Information

NTDID: 4R05-41096

Reporter Type: Rural General Public Transit

## Financial Information

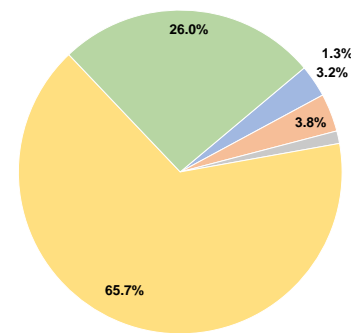
### Sources of Operating Funds Expended

Fare Revenues	\$51,091	3.2%
Local Funds	\$59,973	3.8%
State Funds	\$19,820	1.3%
Federal Assistance	\$1,037,670	65.7%
Other Funds	\$410,122	26.0%
<b>Total Operating Funds Expended</b>	<b>\$1,578,676</b>	<b>100.0%</b>

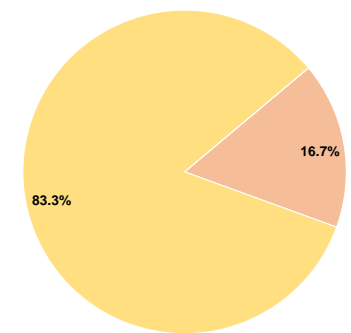
### Sources of Capital Funds Expended

Fare Revenues	\$0	0.0%
Local Funds	\$9,892	16.7%
State Funds	\$0	0.0%
Federal Assistance	\$49,459	83.3%
Other Funds	\$0	0.0%
<b>Total Capital Funds Expended</b>	<b>\$59,351</b>	<b>100.0%</b>

### Operating Funding Sources



### Capital Funding Sources



## Modal Characteristics

### Operation Characteristics

#### Vehicles Operated at Maximum Service

Mode	Directly Operated	Purchased Transportation	Operating Expenses	Fare Revenues	Uses of Capital Funds	Annual Unlinked Trips	Annual Vehicle Revenue Miles	Annual Vehicle Revenue Hours
Demand Response	24	-	\$1,578,676	\$51,091	\$59,351	94,910	878,281	19,511
<b>Total</b>	<b>24</b>	<b>-</b>	<b>\$1,578,676</b>	<b>\$51,091</b>	<b>\$59,351</b>	<b>94,910</b>	<b>878,281</b>	<b>19,511</b>

### Performance Measures

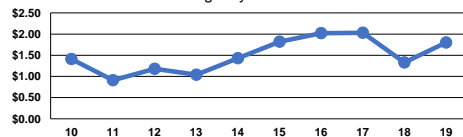
#### Service Efficiency

Mode	Operating Expenses per Vehicle Revenue Mile	Operating Expenses per Vehicle Revenue Hour
Demand Response	\$1.80	\$80.91
<b>Total</b>	<b>\$1.80</b>	<b>\$80.91</b>

#### Service Effectiveness

Mode	Operating Expenses per Unlinked Passenger Trip	Unlinked Trips per Vehicle Revenue Mile	Unlinked Trips per Vehicle Revenue Hour
Demand Response	\$16.63	0.1	4.9
<b>Total</b>	<b>\$16.63</b>	<b>0.1</b>	<b>4.9</b>

Operating Expense per Vehicle Revenue Mile: Agency Total



Unlinked Passenger Trips per Vehicle Revenue Mile: Agency Total

