

Owen County Fiscal Court

2019 Annual Agency Profile

General Information

Service Consumption

12,862 Annual Unlinked Trips (UPT)

Service Supplied

315,240 Annual Vehicle Revenue Miles (VRM)

16,297 Annual Vehicle Revenue Hours (VRH)

Summary of Operating Expenses (OE)

\$453,746 Total Operating Expenses

Database Information

NTDID: 4R04-40997

Reporter Type: Rural General Public Transit

Financial Information

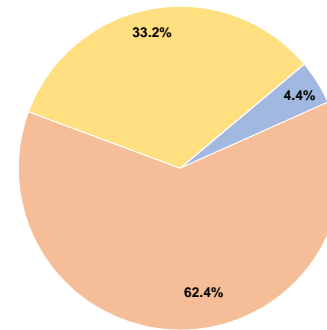
Sources of Operating Funds Expended

Fare Revenues	\$20,028	4.4%
Local Funds	\$282,982	62.4%
State Funds	\$0	0.0%
Federal Assistance	\$150,736	33.2%
Other Funds	\$0	0.0%
Total Operating Funds Expended	\$453,746	100.0%

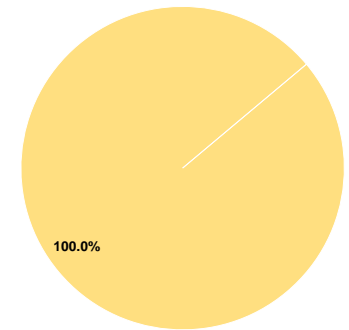
Sources of Capital Funds Expended

Fare Revenues	\$0	0.0%
Local Funds	\$0	0.0%
State Funds	\$0	0.0%
Federal Assistance	\$38,279	100.0%
Other Funds	\$0	0.0%
Total Capital Funds Expended	\$38,279	100.0%

Operating Funding Sources



Capital Funding Sources



Modal Characteristics

Operation Characteristics

Vehicles Operated at Maximum Service

Mode	Directly Operated	Purchased Transportation	Operating Expenses	Fare Revenues	Uses of Capital Funds	Annual Unlinked Trips	Annual Vehicle Revenue Miles	Annual Vehicle Revenue Hours
Demand Response	13	-	\$453,746	\$20,028	\$38,279	12,862	315,240	16,297
Total	13	-	\$453,746	\$20,028	\$38,279	12,862	315,240	16,297

Performance Measures

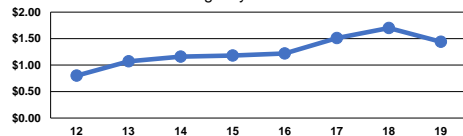
Service Efficiency

Mode	Operating Expenses per Vehicle Revenue Mile	Operating Expenses per Vehicle Revenue Hour
Demand Response	\$1.44	\$27.84
Total	\$1.44	\$27.84

Service Effectiveness

Mode	Operating Expenses per Unlinked Passenger Trip	Unlinked Trips per Vehicle Revenue Mile	Unlinked Trips per Vehicle Revenue Hour
Demand Response	\$35.28	0.0	0.8
Total	\$35.28	0.0	0.8

Operating Expense per Vehicle Revenue Mile:
Agency Total



Unlinked Passenger Trips per Vehicle Revenue
Mile: Agency Total

