

## Brantley County

### 2019 Annual Agency Profile

#### General Information

##### Service Consumption

959 Annual Unlinked Trips (UPT)

##### Service Supplied

38,082 Annual Vehicle Revenue Miles (VRM)

1,509 Annual Vehicle Revenue Hours (VRH)

##### Summary of Operating Expenses (OE)

\$59,628 Total Operating Expenses

##### Database Information

NTDID: 4R03-44936

Reporter Type: Rural General Public Transit

#### Financial Information

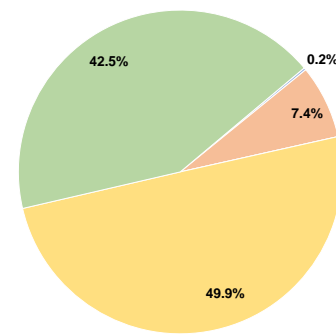
##### Sources of Operating Funds Expended

Fare Revenues	\$140	0.2%
Local Funds	\$4,393	7.4%
State Funds	\$0	0.0%
Federal Assistance	\$29,744	49.9%
Other Funds	\$25,351	42.5%
<b>Total Operating Funds Expended</b>	<b>\$59,628</b>	<b>100.0%</b>

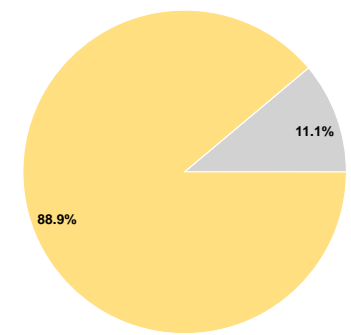
##### Sources of Capital Funds Expended

Fare Revenues	\$0	0.0%
Local Funds	\$0	0.0%
State Funds	\$350	11.1%
Federal Assistance	\$2,798	88.9%
Other Funds	\$0	0.0%
<b>Total Capital Funds Expended</b>	<b>\$3,148</b>	<b>100.0%</b>

##### Operating Funding Sources



##### Capital Funding Sources



#### Modal Characteristics

##### Operation Characteristics

##### Vehicles Operated at Maximum Service

Mode	Directly Operated	Purchased Transportation	Operating Expenses	Fare Revenues	Uses of Capital Funds	Annual Unlinked Trips	Annual Vehicle Revenue Miles	Annual Vehicle Revenue Hours
Demand Response	1	-	\$59,628	\$140	\$3,148	959	38,082	1,509
<b>Total</b>	<b>1</b>	<b>-</b>	<b>\$59,628</b>	<b>\$140</b>	<b>\$3,148</b>	<b>959</b>	<b>38,082</b>	<b>1,509</b>

##### Performance Measures

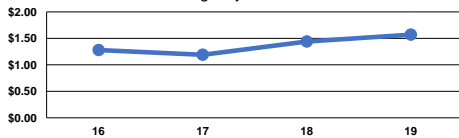
##### Service Efficiency

Mode	Operating Expenses per Vehicle Revenue Mile	Operating Expenses per Vehicle Revenue Hour
Demand Response	\$1.57	\$39.51
<b>Total</b>	<b>\$1.57</b>	<b>\$39.51</b>

##### Service Effectiveness

Mode	Operating Expenses per Unlinked Passenger Trip	Unlinked Trips per Vehicle Revenue Mile	Unlinked Trips per Vehicle Revenue Hour
Demand Response	\$62.18	0.0	0.6
<b>Total</b>	<b>\$62.18</b>	<b>0.0</b>	<b>0.6</b>

Operating Expense per Vehicle Revenue Mile:  
Agency Total



Unlinked Passenger Trips per Vehicle Revenue  
Mile: Agency Total

