

# Hancock County Transit

2019 Annual Agency Profile

## General Information

### Service Consumption

13,397 Annual Unlinked Trips (UPT)

### Service Supplied

170,092 Annual Vehicle Revenue Miles (VRM)  
7,949 Annual Vehicle Revenue Hours (VRH)

### Summary of Operating Expenses (OE)

\$258,122 Total Operating Expenses

### Database Information

NTDID: 4R03-41062

Reporter Type: Rural General Public Transit

## Financial Information

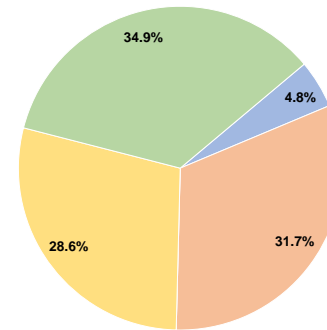
### Sources of Operating Funds Expended

Fare Revenues	\$12,374	4.8%
Local Funds	\$81,868	31.7%
State Funds	\$0	0.0%
Federal Assistance	\$73,851	28.6%
Other Funds	\$90,029	34.9%
<b>Total Operating Funds Expended</b>	<b>\$258,122</b>	<b>100.0%</b>

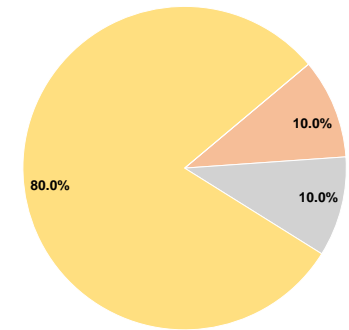
### Sources of Capital Funds Expended

Fare Revenues	\$0	0.0%
Local Funds	\$4,654	10.0%
State Funds	\$4,654	10.0%
Federal Assistance	\$37,231	80.0%
Other Funds	\$0	0.0%
<b>Total Capital Funds Expended</b>	<b>\$46,539</b>	<b>100.0%</b>

### Operating Funding Sources



### Capital Funding Sources



## Modal Characteristics

### Operation Characteristics

#### Vehicles Operated at Maximum Service

Mode	Directly Operated	Purchased Transportation	Operating Expenses	Fare Revenues	Uses of Capital Funds	Annual Unlinked Trips	Annual Vehicle Revenue Miles	Annual Vehicle Revenue Hours
Demand Response	4	-	\$258,122	\$12,374	\$46,539	13,397	170,092	7,949
<b>Total</b>	<b>4</b>	<b>-</b>	<b>\$258,122</b>	<b>\$12,374</b>	<b>\$46,539</b>	<b>13,397</b>	<b>170,092</b>	<b>7,949</b>

### Performance Measures

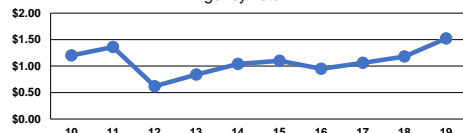
#### Service Efficiency

Mode	Operating Expenses per Vehicle Revenue Mile	Operating Expenses per Vehicle Revenue Hour
Demand Response	\$1.52	\$32.47
<b>Total</b>	<b>\$1.52</b>	<b>\$32.47</b>

#### Service Effectiveness

Mode	Operating Expenses per Unlinked Passenger Trip	Unlinked Trips per Vehicle Revenue Mile	Unlinked Trips per Vehicle Revenue Hour
Demand Response	\$19.27	0.1	1.7
<b>Total</b>	<b>\$19.27</b>	<b>0.1</b>	<b>1.7</b>

Operating Expense per Vehicle Revenue Mile:  
Agency Total



Unlinked Passenger Trips per Vehicle Revenue  
Mile: Agency Total

