

# Educational Center for Independence

2019 Annual Agency Profile

## General Information

### Service Consumption

13,852 Annual Unlinked Trips (UPT)

### Service Supplied

146,434 Annual Vehicle Revenue Miles (VRM)

4,112 Annual Vehicle Revenue Hours (VRH)

### Summary of Operating Expenses (OE)

\$230,798 Total Operating Expenses

### Database Information

NTDID: 4R01-41000

Reporter Type: Rural General Public Transit

## Financial Information

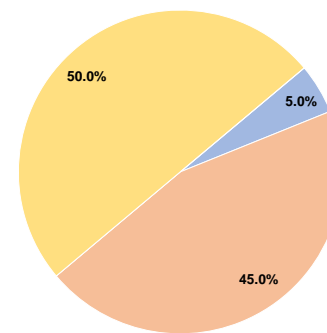
### Sources of Operating Funds Expended

Fare Revenues	\$11,540	5.0%
Local Funds	\$103,859	45.0%
State Funds	\$0	0.0%
Federal Assistance	\$115,399	50.0%
Other Funds	\$0	0.0%
<b>Total Operating Funds Expended</b>	<b>\$230,798</b>	<b>100.0%</b>

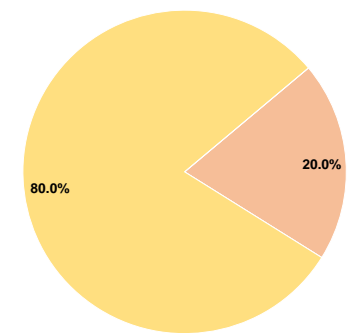
### Sources of Capital Funds Expended

Fare Revenues	\$0	0.0%
Local Funds	\$11,427	20.0%
State Funds	\$0	0.0%
Federal Assistance	\$45,709	80.0%
Other Funds	\$0	0.0%
<b>Total Capital Funds Expended</b>	<b>\$57,136</b>	<b>100.0%</b>

### Operating Funding Sources



### Capital Funding Sources



## Modal Characteristics

### Operation Characteristics

#### Vehicles Operated at Maximum Service

Mode	Directly Operated	Purchased Transportation	Operating Expenses	Fare Revenues	Uses of Capital Funds	Annual Unlinked Trips	Annual Vehicle Revenue Miles	Annual Vehicle Revenue Hours
Demand Response	7	-	\$230,798	\$11,540	\$57,136	13,852	146,434	4,112
<b>Total</b>	<b>7</b>	<b>-</b>	<b>\$230,798</b>	<b>\$11,540</b>	<b>\$57,136</b>	<b>13,852</b>	<b>146,434</b>	<b>4,112</b>

### Performance Measures

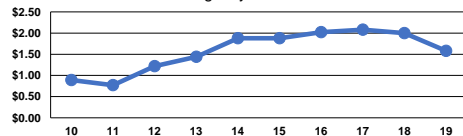
#### Service Efficiency

Mode	Operating Expenses per Vehicle Revenue Mile	Operating Expenses per Vehicle Revenue Hour
Demand Response	\$1.58	\$56.13
<b>Total</b>	<b>\$1.58</b>	<b>\$56.13</b>

#### Service Effectiveness

Mode	Operating Expenses per Unlinked Passenger Trip	Unlinked Trips per Vehicle Revenue Mile	Unlinked Trips per Vehicle Revenue Hour
Demand Response	\$16.66	0.1	3.4
<b>Total</b>	<b>\$16.66</b>	<b>0.1</b>	<b>3.4</b>

Operating Expense per Vehicle Revenue Mile: Agency Total



Unlinked Passenger Trips per Vehicle Revenue Mile: Agency Total

