

Etowah County Commission

2019 Annual Agency Profile

General Information

Service Consumption

12,241 Annual Unlinked Trips (UPT)

Service Supplied

167,200 Annual Vehicle Revenue Miles (VRM)

6,537 Annual Vehicle Revenue Hours (VRH)

Summary of Operating Expenses (OE)

\$553,322 Total Operating Expenses

Database Information

NTDID: 4R01-40960

Reporter Type: Rural General Public Transit

Financial Information

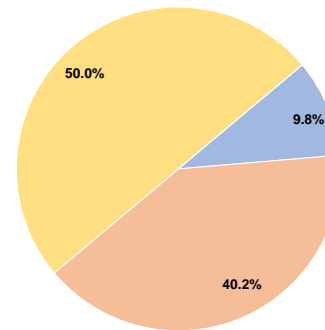
Sources of Operating Funds Expended

Fare Revenues	\$53,949	9.8%
Local Funds	\$222,712	40.2%
State Funds	\$0	0.0%
Federal Assistance	\$276,661	50.0%
Other Funds	\$0	0.0%
Total Operating Funds Expended	\$553,322	100.0%

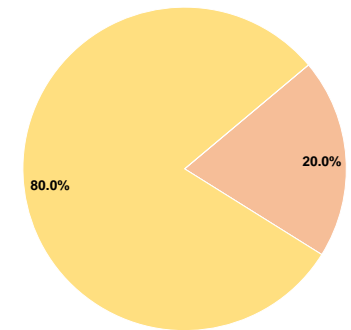
Sources of Capital Funds Expended

Fare Revenues	\$0	0.0%
Local Funds	\$17,697	20.0%
State Funds	\$0	0.0%
Federal Assistance	\$70,787	80.0%
Other Funds	\$0	0.0%
Total Capital Funds Expended	\$88,484	100.0%

Operating Funding Sources



Capital Funding Sources



Modal Characteristics

Operation Characteristics

Vehicles Operated at Maximum Service

Mode	Directly Operated	Purchased Transportation	Operating Expenses	Fare Revenues	Uses of Capital Funds	Annual Unlinked Trips	Annual Vehicle Revenue Miles	Annual Vehicle Revenue Hours
Demand Response	6	-	\$553,322	\$53,949	\$88,484	12,241	167,200	6,537
Total	6	-	\$553,322	\$53,949	\$88,484	12,241	167,200	6,537

Performance Measures

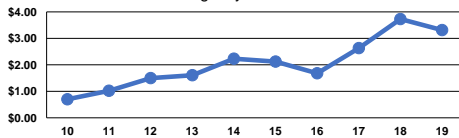
Service Efficiency

Mode	Operating Expenses per Vehicle Revenue Mile	Operating Expenses per Vehicle Revenue Hour
Demand Response	\$3.31	\$84.64
Total	\$3.31	\$84.64

Service Effectiveness

Mode	Operating Expenses per Unlinked Passenger Trip	Unlinked Trips per Vehicle Revenue Mile	Unlinked Trips per Vehicle Revenue Hour
Demand Response	\$45.20	0.1	1.9
Total	\$45.20	0.1	1.9

Operating Expense per Vehicle Revenue Mile:
Agency Total



Unlinked Passenger Trips per Vehicle Revenue
Mile: Agency Total

