

Onslow United Transit System

2019 Annual Agency Profile

Executive Director: Ms. Carol Long
910-346-1577

General Information

Urbanized Area (UZA) Statistics - 2010 Census

Jacksonville, NC
71 **Square Miles**
105,419 **Population**
294 **Pop. Rank out of 498 UZAs**

Other UZAs Served
0 North Carolina Non-UZA

Service Area Statistics

795 **Square Miles**
190,187 **Population**

Service Consumption

82,381 **Annual Unlinked Trips (UPT)**

Service Supplied

730,096 **Annual Vehicle Revenue Miles (VRM)**
37,594 **Annual Vehicle Revenue Hours (VRH)**

Database Information

NTDID: 40227

Reporter Type: Reduced Reporter

Financial Information

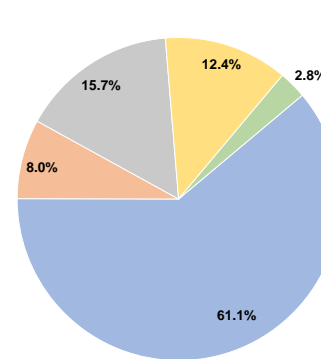
Sources of Operating Funds Expended

Fare Revenues	\$949,617	61.1%
Local Funds	\$123,818	8.0%
State Funds	\$243,451	15.7%
Federal Assistance	\$193,071	12.4%
Other Funds	\$43,076	2.8%
Total Operating Funds Expended	\$1,553,033	100.0%

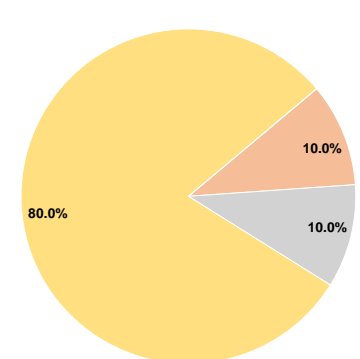
Sources of Capital Funds Expended

Fare Revenues	\$0	0.0%
Local Funds	\$17,545	10.0%
State Funds	\$17,543	10.0%
Federal Assistance	\$140,351	80.0%
Other Funds	\$0	0.0%
Total Capital Funds Expended	\$175,439	100.0%

Operating Funding Sources



Capital Funding Sources



Modal Characteristics

Operation Characteristics

Vehicles Operated at Maximum Service

Mode	Directly Operated	Purchased Transportation	Operating Expenses	Fare Revenues	Uses of Capital Funds	Annual Unlinked Trips	Annual Vehicle Revenue Miles	Annual Vehicle Revenue Hours	Average Fleet Age in Years ^a
Demand Response	17	-	\$1,553,033	\$949,617	\$175,439	82,381	730,096	37,594	2.8
Total	17	-	\$1,553,033	\$949,617	\$175,439	82,381	730,096	37,594	

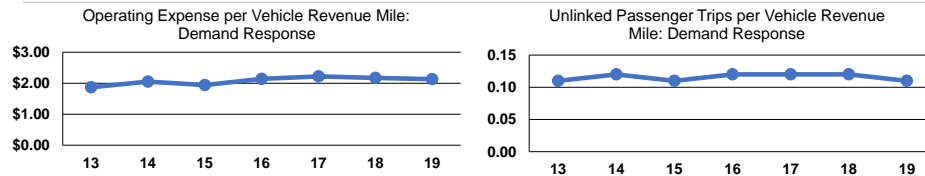
Performance Measures

Service Efficiency

Mode	Operating Expenses per Vehicle Revenue Mile	Operating Expenses per Vehicle Revenue Hour
Demand Response	\$2.13	\$41.31
Total	\$2.13	\$41.31

Service Effectiveness

Mode	Operating Expenses per Unlinked Passenger Trip	Unlinked Trips per Vehicle Revenue Mile	Unlinked Trips per Vehicle Revenue Hour
Demand Response	\$18.85	0.1	2.2
Total	\$18.85	0.1	2.2



Notes:

^aDemand Response - Taxi (DT) and non-dedicated fleets do not report fleet age data.