

General Information

Urbanized Area (UZA) Statistics - 2010 Census

Gadsden, AL
 72 Square Miles
 64,172 Population
 426 Pop. Rank out of 498 UZAs

Service Area Statistics

37 Square Miles
 61,709 Population

Service Consumption

105,904 Annual Unlinked Trips (UPT)

Service Supplied

343,208 Annual Vehicle Revenue Miles (VRM)
 25,374 Annual Vehicle Revenue Hours (VRH)

Database Information

NTDID: 40049
 Reporter Type: Reduced Reporter

Financial Information

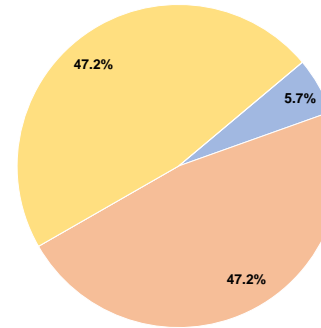
Sources of Operating Funds Expended

Fare Revenues	\$53,067	5.7%
Local Funds	\$442,203	47.2%
State Funds	\$0	0.0%
Federal Assistance	\$442,203	47.2%
Other Funds	\$0	0.0%
Total Operating Funds Expended	\$937,473	100.0%

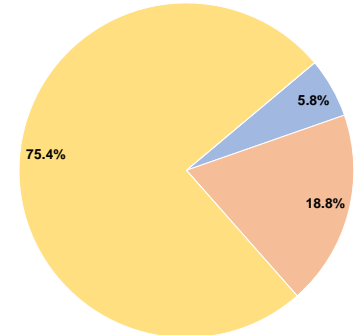
Sources of Capital Funds Expended

Fare Revenues	\$16,759	5.8%
Local Funds	\$54,819	18.8%
State Funds	\$0	0.0%
Federal Assistance	\$219,275	75.4%
Other Funds	\$0	0.0%
Total Capital Funds Expended	\$290,853	100.0%

Operating Funding Sources



Capital Funding Sources



Modal Characteristics

Operation Characteristics

Vehicles Operated at Maximum Service

Mode	Directly Operated	Purchased Transportation	Operating Expenses	Fare Revenues	Uses of Capital Funds	Annual Unlinked Trips	Annual Vehicle Revenue Miles	Annual Vehicle Revenue Hours	Average Fleet Age in Years ^a
Demand Response	8	-	\$459,502	\$46,036	\$259,573	31,416	184,900	12,742	4.0
Bus	5	-	\$477,971	\$23,790	\$31,280	74,488	158,308	12,632	2.5
Total	13	-	\$937,473	\$69,826	\$290,853	105,904	343,208	25,374	

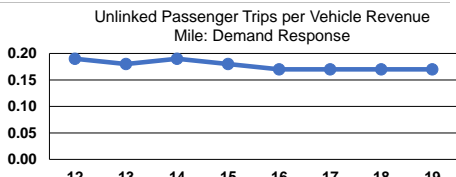
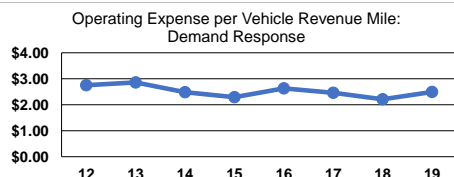
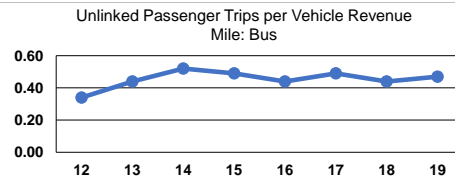
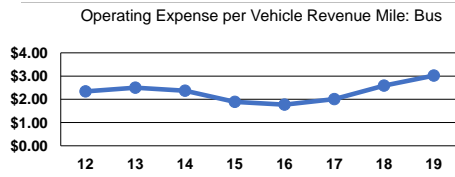
Performance Measures

Service Efficiency

Mode	Operating Expenses per Vehicle Revenue Mile	Operating Expenses per Vehicle Revenue Hour
Demand Response	\$2.49	\$36.06
Bus	\$3.02	\$37.84
Total	\$2.73	\$36.95

Service Effectiveness

Mode	Operating Expenses per Unlinked Passenger Trip	Unlinked Trips per Vehicle Revenue Mile	Unlinked Trips per Vehicle Revenue Hour
Demand Response	\$14.63	0.2	2.5
Bus	\$6.42	0.5	5.9
Total	\$8.85	0.3	4.2



Notes:
^aDemand Response - Taxi (DT) and non-dedicated fleets do not report fleet age data.