

# Clinton County

## 2019 Annual Agency Profile

### General Information

#### Service Consumption

93,935 Annual Unlinked Trips (UPT)

#### Service Supplied

429,830 Annual Vehicle Revenue Miles (VRM)

23,783 Annual Vehicle Revenue Hours (VRH)

#### Summary of Operating Expenses (OE)

\$1,296,722 Total Operating Expenses

#### Database Information

NTDID: 2R02-20939

Reporter Type: Rural General Public Transit

### Financial Information

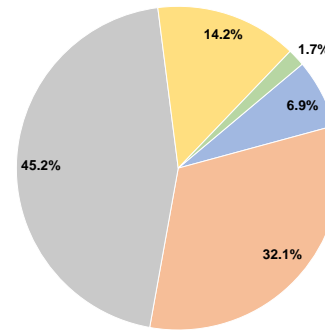
#### Sources of Operating Funds Expended

Fare Revenues	\$89,284	6.9%
Local Funds	\$415,616	32.1%
State Funds	\$585,555	45.2%
Federal Assistance	\$183,773	14.2%
Other Funds	\$22,494	1.7%
<b>Total Operating Funds Expended</b>	<b>\$1,296,722</b>	<b>100.0%</b>

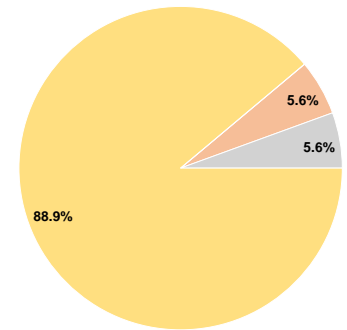
#### Sources of Capital Funds Expended

Fare Revenues	\$0	0.0%
Local Funds	\$20,131	5.6%
State Funds	\$20,130	5.6%
Federal Assistance	\$322,091	88.9%
Other Funds	\$0	0.0%
<b>Total Capital Funds Expended</b>	<b>\$362,352</b>	<b>100.0%</b>

#### Operating Funding Sources



#### Capital Funding Sources



### Modal Characteristics

#### Operation Characteristics

##### Vehicles Operated at Maximum Service

Mode	Directly Operated	Purchased Transportation	Operating Expenses	Fare Revenues	Uses of Capital Funds	Annual Unlinked Trips	Annual Vehicle Revenue Miles	Annual Vehicle Revenue Hours
Demand Response	2	-	\$191,489	\$17,685	\$72,470	3,537	72,242	3,180
Bus	10	-	\$1,105,233	\$71,599	\$289,882	90,398	357,588	20,603
<b>Total</b>	<b>12</b>	<b>-</b>	<b>\$1,296,722</b>	<b>\$89,284</b>	<b>\$362,352</b>	<b>93,935</b>	<b>429,830</b>	<b>23,783</b>

#### Performance Measures

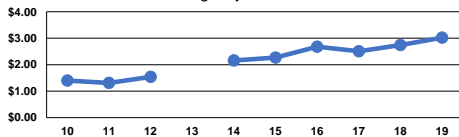
##### Service Efficiency

Mode	Operating Expenses per Vehicle Revenue Mile	Operating Expenses per Vehicle Revenue Hour
Demand Response	\$2.65	\$60.22
Bus	\$3.09	\$53.64
<b>Total</b>	<b>\$3.02</b>	<b>\$54.52</b>

##### Service Effectiveness

Mode	Operating Expenses per Unlinked Passenger Trip	Unlinked Trips per Vehicle Revenue Mile	Unlinked Trips per Vehicle Revenue Hour
Demand Response	\$54.14	0.0	1.1
Bus	\$12.23	0.3	4.4
<b>Total</b>	<b>\$13.80</b>	<b>0.2</b>	<b>3.9</b>

Operating Expense per Vehicle Revenue Mile: Agency Total



Unlinked Passenger Trips per Vehicle Revenue Mile: Agency Total

