

General Information

Federally Recognized Tribal Statistical Areas

Aroostook Band of Micmac Trust Land, ME

Service Consumption

3,092 Annual Unlinked Trips (UPT)

Service Supplied

22,032 Annual Vehicle Revenue Miles (VRM)
1,910 Annual Vehicle Revenue Hours (VRH)

Database Information

NTDID: 11146

Reporter Type: Tribal Reporter

Financial Information

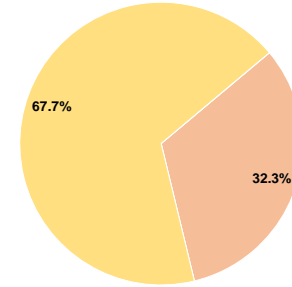
Sources of Operating Funds Expended

| | | |
|---------------------------------------|-----------------|---------------|
| Fare Revenues | \$0 | 0.0% |
| Local Funds | \$12,566 | 32.3% |
| State Funds | \$0 | 0.0% |
| Federal Assistance | \$26,299 | 67.7% |
| Other Funds | \$0 | 0.0% |
| Total Operating Funds Expended | \$38,865 | 100.0% |

Sources of Capital Funds Expended

| | |
|-------------------------------------|------------|
| Fare Revenues | \$0 |
| Local Funds | \$0 |
| State Funds | \$0 |
| Federal Assistance | \$0 |
| Other Funds | \$0 |
| Total Capital Funds Expended | \$0 |

Operating Funding Sources



Modal Characteristics

Operation Characteristics

Vehicles Operated at Maximum Service

| Mode | Directly Operated | Purchased Transportation | Operating Expenses | Fare Revenues | Uses of Capital Funds | Annual Unlinked Trips | Annual Vehicle Revenue Miles | Annual Vehicle Revenue Hours | Average Fleet Age in Years ^a |
|-----------------|-------------------|--------------------------|--------------------|---------------|-----------------------|-----------------------|------------------------------|------------------------------|---|
| Demand Response | 3 | - | \$38,865 | \$0 | \$0 | 3,092 | 22,032 | 1,910 | 5.3 |
| Total | 3 | - | \$38,865 | \$0 | \$0 | 3,092 | 22,032 | 1,910 | |

Performance Measures

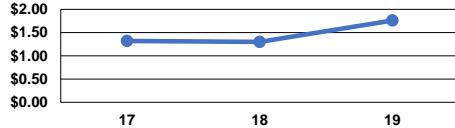
Service Efficiency

| Mode | Operating Expenses per Vehicle Revenue Mile | Operating Expenses per Vehicle Revenue Hour |
|-----------------|---|---|
| Demand Response | \$1.76 | \$20.35 |
| Total | \$1.76 | \$20.35 |

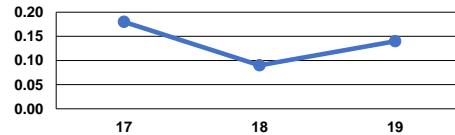
Service Effectiveness

| Mode | Operating Expenses per Unlinked Passenger Trip | Unlinked Trips per Vehicle Revenue Mile | Unlinked Trips per Vehicle Revenue Hour |
|-----------------|--|---|---|
| Demand Response | \$12.57 | 0.1 | 1.6 |
| Total | \$12.57 | 0.1 | 1.6 |

Operating Expense per Vehicle Revenue Mile: Agency Total



Unlinked Passenger Trips per Vehicle Revenue Mile: Agency Total



Notes:

^aDemand Response - Taxi (DT) and non-dedicated fleets do not report fleet age data.