

General Information

Urbanized Area (UZA) Statistics - 2010 Census

Boston, MA-NH-RI
1,873 **Square Miles**
4,181,019 **Population**
10 **Pop. Rank out of 498 UZAs**

Service Area Statistics

460 **Square Miles**
530,013 **Population**

Service Consumption

633,765 **Annual Unlinked Trips (UPT)**

Service Supplied

1,246,801 **Annual Vehicle Revenue Miles (VRM)**
35,806 **Annual Vehicle Revenue Hours (VRH)**

Database Information

NTDID: 10133

Reporter Type: Reduced Reporter

Financial Information

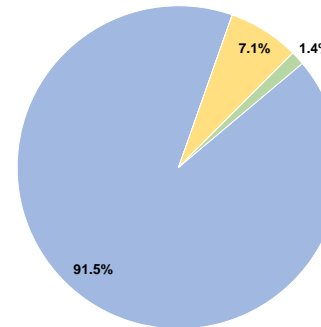
Sources of Operating Funds Expended

Fare Revenues	\$7,052,915	91.5%
Local Funds	\$0	0.0%
State Funds	\$0	0.0%
Federal Assistance	\$547,569	7.1%
Other Funds	\$107,557	1.4%
Total Operating Funds Expended	\$7,708,041	100.0%

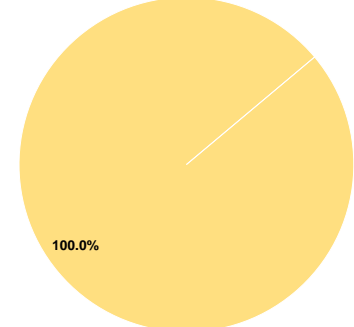
Sources of Capital Funds Expended

Fare Revenues	\$0	0.0%
Local Funds	\$0	0.0%
State Funds	\$0	0.0%
Federal Assistance	\$77,068	100.0%
Other Funds	\$0	0.0%
Total Capital Funds Expended	\$77,068	100.0%

Operating Funding Sources



Capital Funding Sources



Modal Characteristics

Operation Characteristics

Vehicles Operated at Maximum Service

Mode	Directly Operated	Purchased Transportation	Operating Expenses	Fare Revenues	Uses of Capital Funds	Annual Unlinked Trips	Annual Vehicle Revenue Miles	Annual Vehicle Revenue Hours	Average Fleet Age in Years ^a
Commuter Bus	22	-	\$7,708,041	\$7,052,915	\$77,068	633,765	1,246,801	35,806	5.7
Total	22	-	\$7,708,041	\$7,052,915	\$77,068	633,765	1,246,801	35,806	

Performance Measures

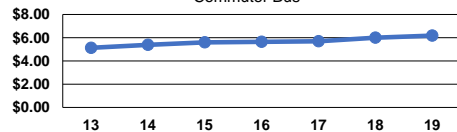
Service Efficiency

Mode	Operating Expenses per Vehicle Revenue Mile	Operating Expenses per Vehicle Revenue Hour
Commuter Bus	\$6.18	\$215.27
Total	\$6.18	\$215.27

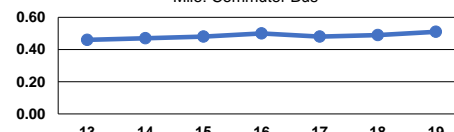
Service Effectiveness

Mode	Operating Expenses per Unlinked Passenger Trip	Unlinked Trips per Vehicle Revenue Mile	Unlinked Trips per Vehicle Revenue Hour
Commuter Bus	\$12.16	0.5	17.7
Total	\$12.16	0.5	17.7

Operating Expense per Vehicle Revenue Mile:
Commuter Bus



Unlinked Passenger Trips per Vehicle Revenue Mile: Commuter Bus



Notes:

^aDemand Response - Taxi (DT) and non-dedicated fleets do not report fleet age data.