

## General Information

### Urbanized Area (UZA) Statistics - 2010 Census

Portsmouth, NH-ME

93 **Square Miles**

88,200 **Population**

329 **Pop. Rank out of 498 UZAs**

### Other UZAs Served

See Below

### Service Area Statistics

2,449 **Square Miles**

536,001 **Population**

### Service Consumption

797,696 **Annual Unlinked Trips (UPT)**

### Service Supplied

2,723,020 **Annual Vehicle Revenue Miles (VRM)**

82,019 **Annual Vehicle Revenue Hours (VRH)**

### Database Information

NTDID: 10122

Reporter Type: Reduced Reporter

## Financial Information

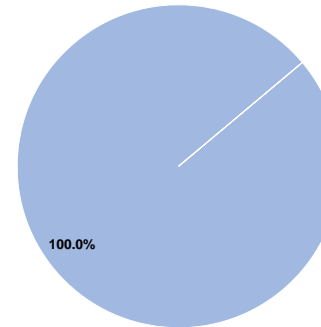
### Sources of Operating Funds Expended

Fare Revenues	\$15,360,983	100.0%
Local Funds	\$0	0.0%
State Funds	\$0	0.0%
Federal Assistance	\$0	0.0%
Other Funds	\$0	0.0%
<b>Total Operating Funds Expended</b>	<b>\$15,360,983</b>	<b>100.0%</b>

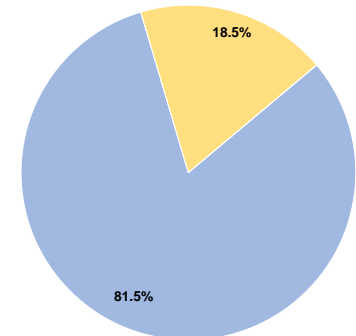
### Sources of Capital Funds Expended

Fare Revenues	\$1,752,527	81.5%
Local Funds	\$0	0.0%
State Funds	\$0	0.0%
Federal Assistance	\$397,197	18.5%
Other Funds	\$0	0.0%
<b>Total Capital Funds Expended</b>	<b>\$2,149,724</b>	<b>100.0%</b>

### Operating Funding Sources



### Capital Funding Sources



## Modal Characteristics

### Operation Characteristics

#### Vehicles Operated at Maximum Service

Mode	Directly Operated	Purchased Transportation	Operating Expenses	Fare Revenues	Uses of Capital Funds	Annual Unlinked Trips	Annual Vehicle Revenue Miles	Annual Vehicle Revenue Hours	Average Fleet Age in Years <sup>a</sup>
Commuter Bus	27	-	\$15,360,983	\$17,113,510	\$2,149,724	797,696	2,723,020	82,019	5.4
<b>Total</b>	<b>27</b>	<b>-</b>	<b>\$15,360,983</b>	<b>\$17,113,510</b>	<b>\$2,149,724</b>	<b>797,696</b>	<b>2,723,020</b>	<b>82,019</b>	

### Performance Measures

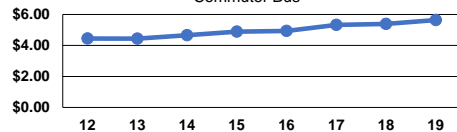
#### Service Efficiency

Mode	Operating Expenses per Vehicle Revenue Mile	Operating Expenses per Vehicle Revenue Hour
Commuter Bus	\$5.64	\$187.29
<b>Total</b>	<b>\$5.64</b>	<b>\$187.29</b>

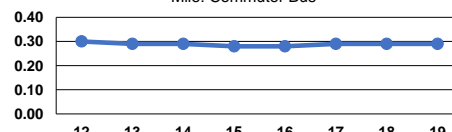
#### Service Effectiveness

Mode	Operating Expenses per Unlinked Passenger Trip	Unlinked Trips per Vehicle Revenue Mile	Unlinked Trips per Vehicle Revenue Hour
Commuter Bus	\$19.26	0.3	9.7
<b>Total</b>	<b>\$19.26</b>	<b>0.3</b>	<b>9.7</b>

Operating Expense per Vehicle Revenue Mile:  
Commuter Bus



Unlinked Passenger Trips per Vehicle Revenue Mile: Commuter Bus



#### Notes:

<sup>a</sup>Demand Response - Taxi (DT) and non-dedicated fleets do not report fleet age data.

**Other UZAs Served:** 331 Dover-Rochester, NH-ME, 10 Boston, MA-NH-RI, 1 New York-Newark, NY-NJ-CT, 0 Massachusetts Non-UZA, 0 New Hampshire Non-UZA