

Grant County Transportation Authority

2019 Annual Agency Profile

General Information

Service Consumption

237,284 Annual Unlinked Trips (UPT)

Service Supplied

1,213,092 Annual Vehicle Revenue Miles (VRM)
48,310 Annual Vehicle Revenue Hours (VRH)

Summary of Operating Expenses (OE)

\$5,185,521 Total Operating Expenses

Database Information

NTDID: 0R03-00309

Reporter Type: Rural General Public Transit

Financial Information

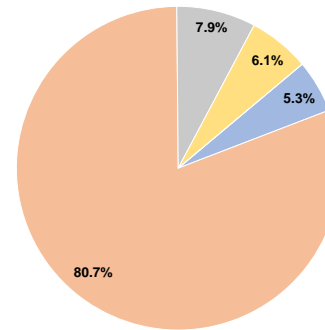
Sources of Operating Funds Expended

Fare Revenues	\$273,289	5.3%
Local Funds	\$4,184,564	80.7%
State Funds	\$410,556	7.9%
Federal Assistance	\$317,112	6.1%
Other Funds	\$0	0.0%
Total Operating Funds Expended	\$5,185,521	100.0%

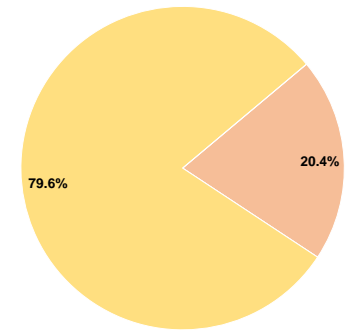
Sources of Capital Funds Expended

Fare Revenues	\$0	0.0%
Local Funds	\$54,518	20.4%
State Funds	\$0	0.0%
Federal Assistance	\$212,800	79.6%
Other Funds	\$0	0.0%
Total Capital Funds Expended	\$267,318	100.0%

Operating Funding Sources



Capital Funding Sources



Modal Characteristics

Operation Characteristics

Vehicles Operated at Maximum Service

Mode	Directly Operated	Purchased Transportation	Operating Expenses	Fare Revenues	Uses of Capital Funds	Annual Unlinked Trips	Annual Vehicle Revenue Miles	Annual Vehicle Revenue Hours
Demand Response	3	15	\$1,242,307	\$17,193	\$0	25,775	234,874	11,583
Bus	15	-	\$3,847,060	\$119,336	\$267,318	175,420	718,935	32,356
Vanpool	13	-	\$96,154	\$136,760	\$0	36,089	259,283	4,371
Total	31	15	\$5,185,521	\$273,289	\$267,318	237,284	1,213,092	48,310

Performance Measures

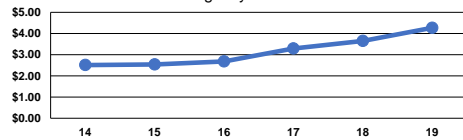
Service Efficiency

Mode	Operating Expenses per Vehicle Revenue Mile	Operating Expenses per Vehicle Revenue Hour
Demand Response	\$5.29	\$107.25
Bus	\$5.35	\$118.90
Vanpool	\$0.37	\$22.00
Total	\$4.27	\$107.34

Service Effectiveness

Mode	Operating Expenses per Unlinked Passenger Trip	Unlinked Trips per Vehicle Revenue Mile	Unlinked Trips per Vehicle Revenue Hour
Demand Response	\$48.20	0.1	2.2
Bus	\$21.93	0.2	5.4
Vanpool	\$2.66	0.1	8.3
Total	\$21.85	0.2	4.9

Operating Expense per Vehicle Revenue Mile: Agency Total



Unlinked Passenger Trips per Vehicle Revenue Mile: Agency Total

