

Coos County Area Transit

2019 Annual Agency Profile

General Information

Service Consumption

59,661 Annual Unlinked Trips (UPT)

Service Supplied

239,123 Annual Vehicle Revenue Miles (VRM)
17,222 Annual Vehicle Revenue Hours (VRH)

Summary of Operating Expenses (OE)

\$680,118 Total Operating Expenses

Database Information

NTDID: 0R02-00307

Reporter Type: Rural General Public Transit

Financial Information

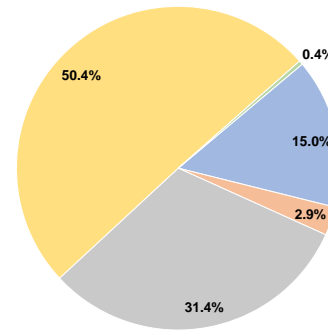
Sources of Operating Funds Expended

Fare Revenues	\$101,999	15.0%
Local Funds	\$19,500	2.9%
State Funds	\$213,234	31.4%
Federal Assistance	\$342,678	50.4%
Other Funds	\$2,707	0.4%
Total Operating Funds Expended	\$680,118	100.0%

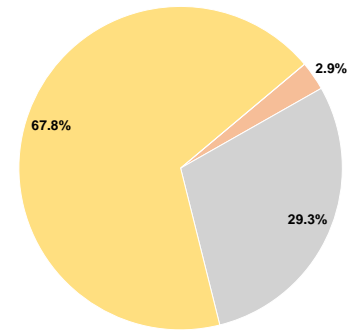
Sources of Capital Funds Expended

Fare Revenues	\$0	0.0%
Local Funds	\$7,000	2.9%
State Funds	\$70,744	29.3%
Federal Assistance	\$163,576	67.8%
Other Funds	\$0	0.0%
Total Capital Funds Expended	\$241,320	100.0%

Operating Funding Sources



Capital Funding Sources



Modal Characteristics

Operation Characteristics

Vehicles Operated at Maximum Service

Mode	Directly Operated	Purchased Transportation	Operating Expenses	Fare Revenues	Uses of Capital Funds	Annual Unlinked Trips	Annual Vehicle Revenue Miles	Annual Vehicle Revenue Hours
Commuter Bus	4	-	\$60,809	\$11,779	\$0	4,380	50,191	2,002
Demand Response	5	-	\$453,863	\$52,976	\$52,360	18,543	108,510	9,469
Demand Response - Taxi	-	4	\$8,601	\$2,150	\$0	1,075	3,763	538
Bus	3	-	\$156,845	\$35,094	\$188,960	35,663	76,659	5,213
Total	12	4	\$680,118	\$101,999	\$241,320	59,661	239,123	17,222

Performance Measures

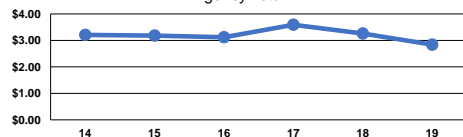
Service Efficiency

Mode	Operating Expenses per Vehicle Revenue Mile	Operating Expenses per Vehicle Revenue Hour
Commuter Bus	\$1.21	\$30.37
Demand Response	\$4.18	\$47.93
Demand Response - Taxi	\$2.29	\$15.99
Bus	\$2.05	\$30.09
Total	\$2.84	\$39.49

Service Effectiveness

Mode	Operating Expenses per Unlinked Passenger Trip	Unlinked Trips per Vehicle Revenue Mile	Unlinked Trips per Vehicle Revenue Hour
Commuter Bus	\$13.88	0.1	2.2
Demand Response	\$24.48	0.2	2.0
Demand Response - Taxi	\$8.00	0.3	2.0
Bus	\$4.40	0.5	6.8
Total	\$11.40	0.2	3.5

Operating Expense per Vehicle Revenue Mile: Agency Total



Unlinked Passenger Trips per Vehicle Revenue Mile: Agency Total

