

General Information

Federally Recognized Tribal Statistical Areas
Ninilchik ANVSA, AK

Service Consumption

553 Annual Unlinked Trips (UPT)

Service Supplied

31,824 Annual Vehicle Revenue Miles (VRM)
1,580 Annual Vehicle Revenue Hours (VRH)

Database Information

NTDID: 00414
Reporter Type: Tribal Reporter

Financial Information

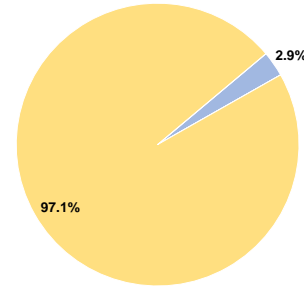
Sources of Operating Funds Expended

Fare Revenues	\$3,526	2.9%
Local Funds	\$0	0.0%
State Funds	\$0	0.0%
Federal Assistance	\$117,768	97.1%
Other Funds	\$0	0.0%
Total Operating Funds Expended	\$121,294	100.0%

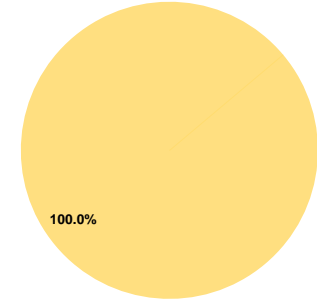
Sources of Capital Funds Expended

Fare Revenues	\$0	0.0%
Local Funds	\$0	0.0%
State Funds	\$0	0.0%
Federal Assistance	\$122,770	100.0%
Other Funds	\$0	0.0%
Total Capital Funds Expended	\$122,770	100.0%

Operating Funding Sources



Capital Funding Sources



Modal Characteristics

Operation Characteristics

Vehicles Operated at Maximum Service

Mode	Directly Operated	Purchased Transportation	Operating Expenses	Fare Revenues	Uses of Capital Funds	Annual Unlinked Trips	Annual Vehicle Revenue Miles	Annual Vehicle Revenue Hours	Average Fleet Age in Years ^a
Bus	2	-	\$121,294	\$3,526	\$122,770	553	31,824	1,580	12.0
Total	2	-	\$121,294	\$3,526	\$122,770	553	31,824	1,580	

Performance Measures

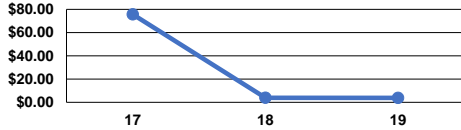
Service Efficiency

Mode	Operating Expenses per Vehicle Revenue Mile	Operating Expenses per Vehicle Revenue Hour
Bus	\$3.81	\$76.77
Total	\$3.81	\$76.77

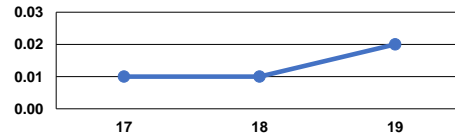
Service Effectiveness

Mode	Operating Expenses per Unlinked Passenger Trip	Unlinked Trips per Vehicle Revenue Mile	Unlinked Trips per Vehicle Revenue Hour
Bus	\$219.34	0.0	0.4
Total	\$219.34	0.0	0.4

Operating Expense per Vehicle Revenue Mile: Agency Total



Unlinked Passenger Trips per Vehicle Revenue Mile: Agency Total



Notes:

^aDemand Response - Taxi (DT) and non-dedicated fleets do not report fleet age data.