

Cowlitz Indian Tribe

2019 Annual Agency Profile

Director of Transportation: Ms. Kim Stube
360-353-9428

General Information

Federally Recognized Tribal Statistical Areas

Washington Non-UZA

Service Consumption

6,946 Annual Unlinked Trips (UPT)

Service Supplied

135,706 Annual Vehicle Revenue Miles (VRM)
4,308 Annual Vehicle Revenue Hours (VRH)

Database Information

NTDID: 00127

Reporter Type: Tribal Reporter

Financial Information

Sources of Operating Funds Expended

Fare Revenues	\$0	0.0%
Local Funds	\$0	0.0%
State Funds	\$166,347	38.9%
Federal Assistance	\$261,023	61.1%
Other Funds	\$0	0.0%
Total Operating Funds Expended	\$427,370	100.0%

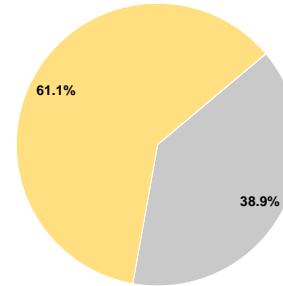
Total Operating Funds Expended

Sources of Capital Funds Expended

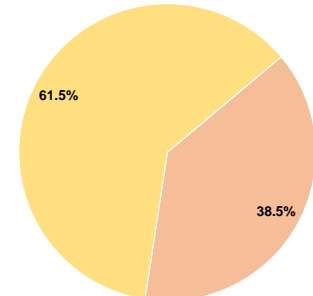
Fare Revenues	\$0	0.0%
Local Funds	\$74,393	38.5%
State Funds	\$0	0.0%
Federal Assistance	\$118,700	61.5%
Other Funds	\$0	0.0%
Total Capital Funds Expended	\$193,093	100.0%

Total Capital Funds Expended

Operating Funding Sources



Capital Funding Sources



Modal Characteristics

Operation Characteristics

Vehicles Operated at Maximum Service

Mode	Directly Operated	Purchased Transportation	Operating Expenses	Fare Revenues	Uses of Capital Funds	Annual Unlinked Trips	Annual Vehicle Revenue Miles	Annual Vehicle Revenue Hours	Average Fleet Age in Years ^a
Demand Response	8	-	\$427,370	\$0	\$193,093	6,946	135,706	4,308	2.7
Total	8	-	\$427,370	\$0	\$193,093	6,946	135,706	4,308	

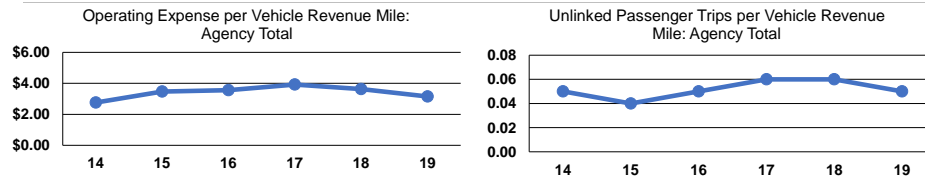
Performance Measures

Service Efficiency

Mode	Operating Expenses per Vehicle Revenue Mile	Operating Expenses per Vehicle Revenue Hour
Demand Response	\$3.15	\$99.20
Total	\$3.15	\$99.20

Service Effectiveness

Mode	Operating Expenses per Unlinked Passenger Trip	Unlinked Trips per Vehicle Revenue Mile	Unlinked Trips per Vehicle Revenue Hour
Demand Response	\$61.53	0.1	1.6
Total	\$61.53	0.1	1.6



Notes:

^aDemand Response - Taxi (DT) and non-dedicated fleets do not report fleet age data.