

Gulkana Village Council

2019 Annual Agency Profile

General Information

Federally Recognized Tribal Statistical Areas

Gakona ANVSA, AK - Gulkana ANVSA, AK - Copper Center ANVSA,
AK - Chitina ANVSA, AK - Tazlina ANVSA, AK - Chistochina ANVSA,

Service Consumption

7,002 Annual Unlinked Trips (UPT)

Service Supplied

160,305 Annual Vehicle Revenue Miles (VRM)

4,831 Annual Vehicle Revenue Hours (VRH)

Database Information

NTDID: 00085

Reporter Type: Tribal Reporter

Financial Information

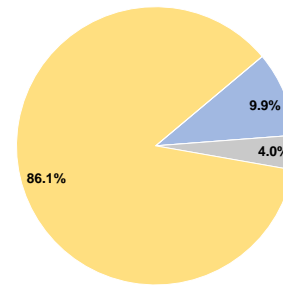
Sources of Operating Funds Expended

Fare Revenues	\$30,444	9.9%
Local Funds	\$0	0.0%
State Funds	\$12,217	4.0%
Federal Assistance	\$264,788	86.1%
Other Funds	\$0	0.0%
Total Operating Funds Expended	\$307,449	100.0%

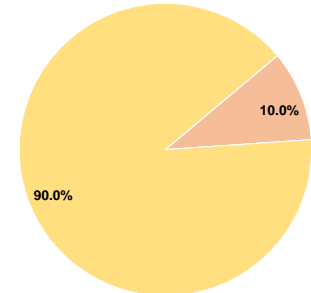
Sources of Capital Funds Expended

Fare Revenues	\$0	0.0%
Local Funds	\$138	10.0%
State Funds	\$0	0.0%
Federal Assistance	\$1,238	90.0%
Other Funds	\$0	0.0%
Total Capital Funds Expended	\$1,376	100.0%

Operating Funding Sources



Capital Funding Sources



Modal Characteristics

Operation Characteristics

Vehicles Operated at Maximum Service

Mode	Directly Operated	Purchased Transportation	Operating Expenses	Fare Revenues	Uses of Capital Funds	Annual Unlinked Trips	Annual Vehicle Revenue Miles	Annual Vehicle Revenue Hours	Average Fleet Age in Years ^a
Demand Response	2	-	\$3,331	\$1,148	\$0	54	3,851	84	4.6
Bus	3	-	\$304,118	\$29,296	\$1,376	6,948	156,454	4,747	0.0
Total	5	-	\$307,449	\$30,444	\$1,376	7,002	160,305	4,831	

Performance Measures

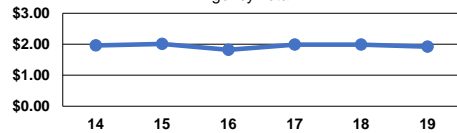
Service Efficiency

Mode	Operating Expenses per Vehicle Revenue Mile	Operating Expenses per Vehicle Revenue Hour
Demand Response	\$0.86	\$39.65
Bus	\$1.94	\$64.07
Total	\$1.92	\$63.64

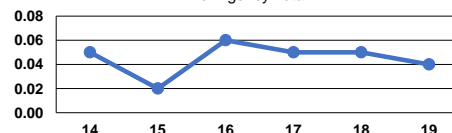
Service Effectiveness

Mode	Operating Expenses per Unlinked Passenger Trip	Unlinked Trips per Vehicle Revenue Mile	Unlinked Trips per Vehicle Revenue Hour
Demand Response	\$61.69	0.0	0.6
Bus	\$43.77	0.0	1.5
Total	\$43.91	0.0	1.4

Operating Expense per Vehicle Revenue Mile:
Agency Total



Unlinked Passenger Trips per Vehicle Revenue
Mile: Agency Total



Notes:

^aDemand Response - Taxi (DT) and non-dedicated fleets do not report fleet age data.