

General Information

Financial Information

Federally Recognized Tribal Statistical Areas

Sitka ANVSA, AK

Service Consumption

55,122 Annual Unlinked Trips (UPT)

Service Supplied

127,842 Annual Vehicle Revenue Miles (VRM)
9,906 Annual Vehicle Revenue Hours (VRH)

Database Information

NTDID: 00014
Reporter Type: Tribal Reporter

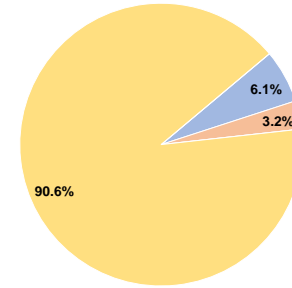
Sources of Operating Funds Expended

Fare Revenues	\$47,015	6.1%
Local Funds	\$25,000	3.2%
State Funds	\$0	0.0%
Federal Assistance	\$697,868	90.6%
Other Funds	\$0	0.0%
Total Operating Funds Expended	\$769,883	100.0%

Sources of Capital Funds Expended

Fare Revenues	\$0
Local Funds	\$0
State Funds	\$0
Federal Assistance	\$0
Other Funds	\$0
Total Capital Funds Expended	\$0

Operating Funding Sources



Modal Characteristics

Operation Characteristics

Vehicles Operated at Maximum Service

Mode	Directly Operated	Purchased Transportation	Operating Expenses	Fare Revenues	Uses of Capital Funds	Annual Unlinked Trips	Annual Vehicle Revenue Miles	Annual Vehicle Revenue Hours	Average Fleet Age in Years ^a
Bus	3	-	\$769,883	\$47,015	\$0	55,122	127,842	9,906	8.5
Total	3	-	\$769,883	\$47,015	\$0	55,122	127,842	9,906	

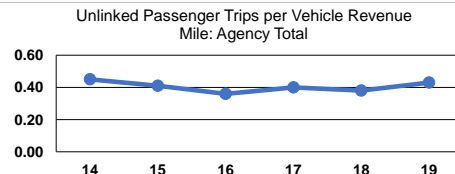
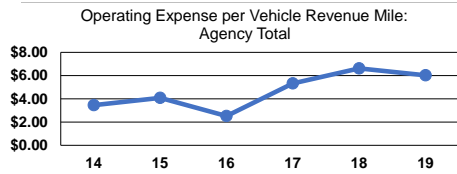
Performance Measures

Service Efficiency

Mode	Operating Expenses per Vehicle Revenue Mile	Operating Expenses per Vehicle Revenue Hour
Bus	\$6.02	\$77.72
Total	\$6.02	\$77.72

Service Effectiveness

Mode	Operating Expenses per Unlinked Passenger Trip	Unlinked Trips per Vehicle Revenue Mile	Unlinked Trips per Vehicle Revenue Hour
Bus	\$13.97	0.4	5.6
Total	\$13.97	0.4	5.6



Notes:

^aDemand Response - Taxi (DT) and non-dedicated fleets do not report fleet age data.