

Nye County Senior Nutrition

2018 Annual Agency Profile

General Information

Service Consumption

10,160 Annual Unlinked Trips (UPT)

Service Supplied

114,898 Annual Vehicle Revenue Miles (VRM)

5,108 Annual Vehicle Revenue Hours (VRH)

Summary of Operating Expenses (OE)

\$154,735 Total Operating Expenses

Database Information

NTDID: 9R04-91029

Reporter Type: Rural General Public Transit

Financial Information

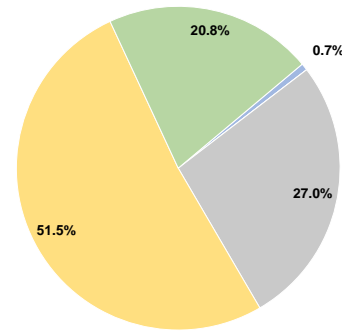
Sources of Operating Funds Expended

Fare Revenues	\$1,081	0.7%
Local Funds	\$0	0.0%
State Funds	\$41,776	27.0%
Federal Assistance	\$79,678	51.5%
Other Funds	\$32,200	20.8%
Total Operating Funds Expended	\$154,735	100.0%

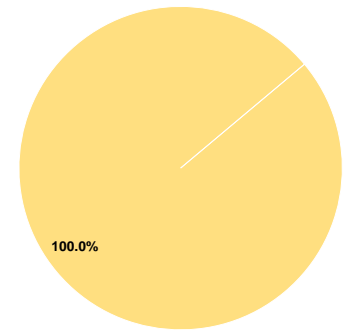
Sources of Capital Funds Expended

Fare Revenues	\$0	0.0%
Local Funds	\$0	0.0%
State Funds	\$0	0.0%
Federal Assistance	\$24,766	100.0%
Other Funds	\$0	0.0%
Total Capital Funds Expended	\$24,766	100.0%

Operating Funding Sources



Capital Funding Sources



Modal Characteristics

Operation Characteristics

Vehicles Operated at Maximum Service

Mode	Directly Operated	Purchased Transportation	Operating Expenses	Fare Revenues	Uses of Capital Funds	Annual Unlinked Trips	Annual Vehicle Revenue Miles	Annual Vehicle Revenue Hours
Demand Response	11	-	\$154,735	\$1,081	\$24,766	10,160	114,898	5,108
Total	11	-	\$154,735	\$1,081	\$24,766	10,160	114,898	5,108

Performance Measures

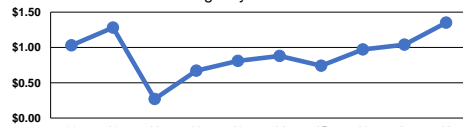
Service Efficiency

Mode	Operating Expenses per Vehicle Revenue Mile	Operating Expenses per Vehicle Revenue Hour
Demand Response	\$1.35	\$30.29
Total	\$1.35	\$30.29

Service Effectiveness

Mode	Operating Expenses per Unlinked Passenger Trip	Unlinked Trips per Vehicle Revenue Mile	Unlinked Trips per Vehicle Revenue Hour
Demand Response	\$15.23	0.1	2.0
Total	\$15.23	0.1	2.0

Operating Expense per Vehicle Revenue Mile:
Agency Total



Unlinked Passenger Trips per Vehicle Revenue
Mile: Agency Total

