

City of Camarillo dba Camarillo Area Transit

2018 Annual Agency Profile

General Information

Urbanized Area (UZA) Statistics - 2010 Census

Camarillo, CA
22 Square Miles
71,772 Population
386 Pop. Rank out of 498 UZAs

Service Area Statistics

20 Square Miles
67,845 Population

Service Consumption

172,192 Annual Unlinked Trips (UPT)

Service Supplied

357,685 Annual Vehicle Revenue Miles (VRM)
32,849 Annual Vehicle Revenue Hours (VRH)

Database Information

NTDID: 90163

Reporter Type: Reduced Reporter

Financial Information

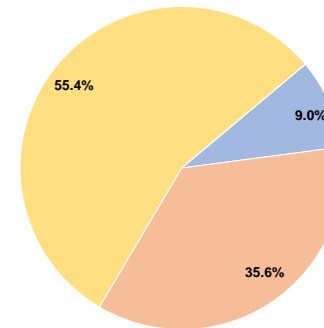
Sources of Operating Funds Expended

Fare Revenues	\$192,083	9.0%
Local Funds	\$757,733	35.6%
State Funds	\$0	0.0%
Federal Assistance	\$1,178,900	55.4%
Other Funds	\$0	0.0%
Total Operating Funds Expended	\$2,128,716	100.0%

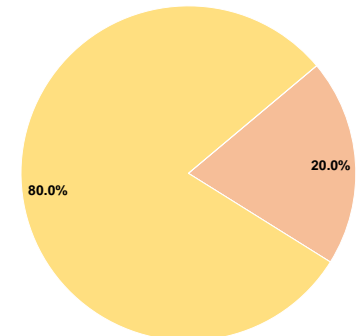
Sources of Capital Funds Expended

Fare Revenues	\$0	0.0%
Local Funds	\$26,666	20.0%
State Funds	\$0	0.0%
Federal Assistance	\$106,666	80.0%
Other Funds	\$0	0.0%
Total Capital Funds Expended	\$133,332	100.0%

Operating Funding Sources



Capital Funding Sources



Modal Characteristics

Operation Characteristics

Vehicles Operated at Maximum Service

Mode	Directly Operated	Purchased Transportation	Operating Expenses	Fare Revenues	Uses of Capital Funds	Annual Unlinked Trips	Annual Vehicle Revenue Miles	Annual Vehicle Revenue Hours	Average Fleet Age in Years ^a
Demand Response	-	19	\$1,741,513	\$135,093	\$133,332	94,440	303,078	27,464	3.4
Bus	-	2	\$327,500	\$56,990	\$0	77,752	54,607	5,385	3.5
Total	-	21	\$2,069,013	\$192,083	\$133,332	172,192	357,685	32,849	

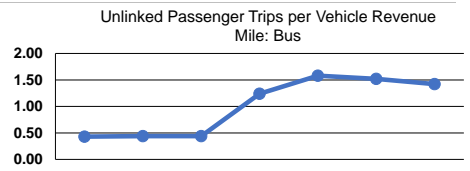
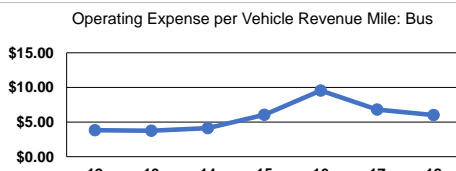
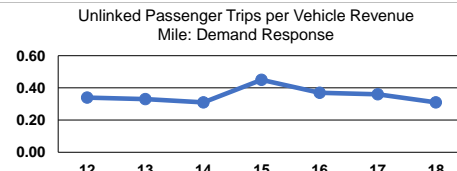
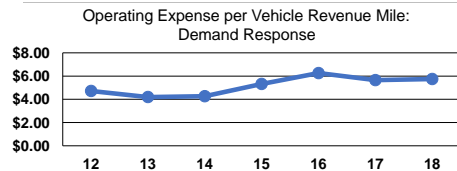
Performance Measures

Service Efficiency

Mode	Operating Expenses per Vehicle Revenue Mile	Operating Expenses per Vehicle Revenue Hour
Demand Response	\$5.75	\$63.41
Bus	\$6.00	\$60.82
Total	\$5.78	\$62.99

Service Effectiveness

Mode	Operating Expenses per Unlinked Passenger Trip	Unlinked Trips per Vehicle Revenue Mile	Unlinked Trips per Vehicle Revenue Hour
Demand Response	\$18.44	0.3	3.4
Bus	\$4.21	1.4	14.4
Total	\$12.02	0.5	5.2



Notes:

^aDemand Response - Taxi (DT) and non-dedicated fleets do not report fleet age data.