

# Hazen Busing Project

2018 Annual Agency Profile

## General Information

### Service Consumption

23,057 Annual Unlinked Trips (UPT)

### Service Supplied

40,525 Annual Vehicle Revenue Miles (VRM)  
6,650 Annual Vehicle Revenue Hours (VRH)

### Summary of Operating Expenses (OE)

\$145,332 Total Operating Expenses

### Database Information

NTDID: 8R03-80290

Reporter Type: Rural General Public Transit

## Financial Information

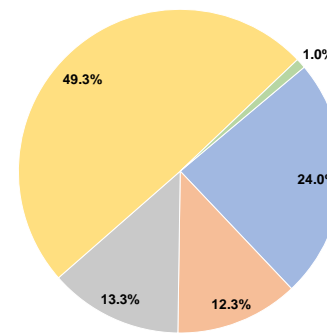
### Sources of Operating Funds Expended

Fare Revenues	\$34,935	24.0%
Local Funds	\$17,886	12.3%
State Funds	\$19,357	13.3%
Federal Assistance	\$71,706	49.3%
Other Funds	\$1,448	1.0%
<b>Total Operating Funds Expended</b>	<b>\$145,332</b>	<b>100.0%</b>

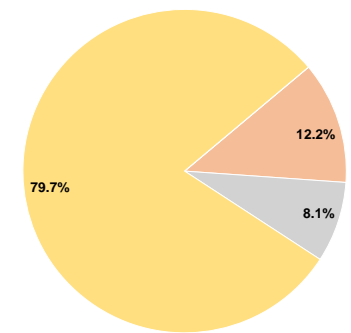
### Sources of Capital Funds Expended

Fare Revenues	\$0	0.0%
Local Funds	\$10,998	12.2%
State Funds	\$7,262	8.1%
Federal Assistance	\$71,680	79.7%
Other Funds	\$0	0.0%
<b>Total Capital Funds Expended</b>	<b>\$89,940</b>	<b>100.0%</b>

### Operating Funding Sources



### Capital Funding Sources



## Modal Characteristics

### Operation Characteristics

#### Vehicles Operated at Maximum Service

Mode	Directly Operated	Purchased Transportation	Operating Expenses	Fare Revenues	Uses of Capital Funds	Annual Unlinked Trips	Annual Vehicle Revenue Miles	Annual Vehicle Revenue Hours
Demand Response	5	-	\$145,332	\$34,935	\$89,940	23,057	40,525	6,650
<b>Total</b>	<b>5</b>	<b>-</b>	<b>\$145,332</b>	<b>\$34,935</b>	<b>\$89,940</b>	<b>23,057</b>	<b>40,525</b>	<b>6,650</b>

### Performance Measures

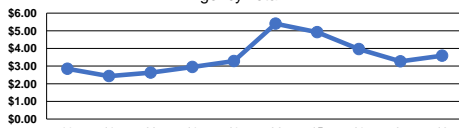
#### Service Efficiency

Mode	Operating Expenses per Vehicle Revenue Mile	Operating Expenses per Vehicle Revenue Hour
Demand Response	\$3.59	\$21.85
<b>Total</b>	<b>\$3.59</b>	<b>\$21.85</b>

#### Service Effectiveness

Mode	Operating Expenses per Unlinked Passenger Trip	Unlinked Trips per Vehicle Revenue Mile	Unlinked Trips per Vehicle Revenue Hour
Demand Response	\$6.30	0.6	3.5
<b>Total</b>	<b>\$6.30</b>	<b>0.6</b>	<b>3.5</b>

Operating Expense per Vehicle Revenue Mile:  
Agency Total



Unlinked Passenger Trips per Vehicle Revenue  
Mile: Agency Total

