

## Sanders County Council on Aging

2018 Annual Agency Profile

### General Information

#### Service Consumption

15,921 Annual Unlinked Trips (UPT)

#### Service Supplied

154,128 Annual Vehicle Revenue Miles (VRM)

9,431 Annual Vehicle Revenue Hours (VRH)

#### Summary of Operating Expenses (OE)

\$260,288 Total Operating Expenses

#### Database Information

NTDID: 8R02-80164

Reporter Type: Rural General Public Transit

### Financial Information

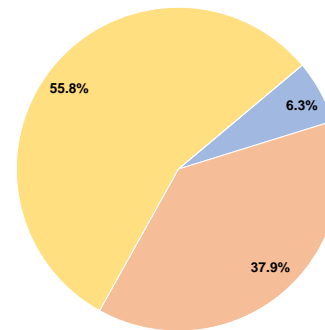
#### Sources of Operating Funds Expended

Fare Revenues	\$16,430	6.3%
Local Funds	\$98,609	37.9%
State Funds	\$0	0.0%
Federal Assistance	\$145,249	55.8%
Other Funds	\$0	0.0%
<b>Total Operating Funds Expended</b>	<b>\$260,288</b>	<b>100.0%</b>

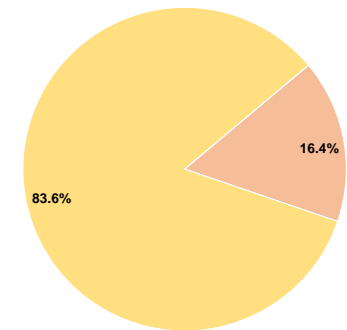
#### Sources of Capital Funds Expended

Fare Revenues	\$0	0.0%
Local Funds	\$17,908	16.4%
State Funds	\$0	0.0%
Federal Assistance	\$91,542	83.6%
Other Funds	\$0	0.0%
<b>Total Capital Funds Expended</b>	<b>\$109,450</b>	<b>100.0%</b>

#### Operating Funding Sources



#### Capital Funding Sources



### Modal Characteristics

#### Operation Characteristics

##### Vehicles Operated at Maximum Service

Mode	Directly Operated	Purchased Transportation	Operating Expenses	Fare Revenues	Uses of Capital Funds	Annual Unlinked Trips	Annual Vehicle Revenue Miles	Annual Vehicle Revenue Hours
Demand Response	10	-	\$260,288	\$16,430	\$109,450	15,921	154,128	9,431
<b>Total</b>	<b>10</b>	<b>-</b>	<b>\$260,288</b>	<b>\$16,430</b>	<b>\$109,450</b>	<b>15,921</b>	<b>154,128</b>	<b>9,431</b>

#### Performance Measures

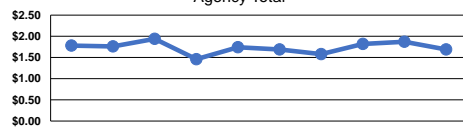
##### Service Efficiency

Mode	Operating Expenses per Vehicle Revenue Mile	Operating Expenses per Vehicle Revenue Hour
Demand Response	\$1.69	\$27.60
<b>Total</b>	<b>\$1.69</b>	<b>\$27.60</b>

##### Service Effectiveness

Mode	Operating Expenses per Unlinked Passenger Trip	Unlinked Trips per Vehicle Revenue Mile	Unlinked Trips per Vehicle Revenue Hour
Demand Response	\$16.35	0.1	1.7
<b>Total</b>	<b>\$16.35</b>	<b>0.1</b>	<b>1.7</b>

Operating Expense per Vehicle Revenue Mile: Agency Total



Unlinked Passenger Trips per Vehicle Revenue Mile: Agency Total

