

Town of Snowmass Village

2018 Annual Agency Profile

General Information

Service Consumption

531,940 Annual Unlinked Trips (UPT)

Service Supplied

370,084 Annual Vehicle Revenue Miles (VRM)

35,825 Annual Vehicle Revenue Hours (VRH)

Summary of Operating Expenses (OE)

\$3,429,838 Total Operating Expenses

Database Information

NTDID: 8R01-80263

Reporter Type: Rural General Public Transit

Financial Information

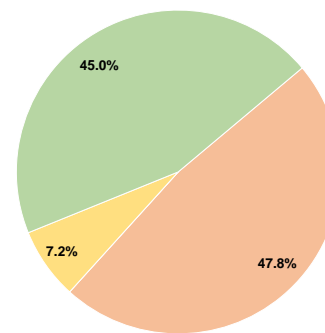
Sources of Operating Funds Expended

Fare Revenues	\$0	0.0%
Local Funds	\$1,640,220	47.8%
State Funds	\$0	0.0%
Federal Assistance	\$245,610	7.2%
Other Funds	\$1,544,008	45.0%
Total Operating Funds Expended	\$3,429,838	100.0%

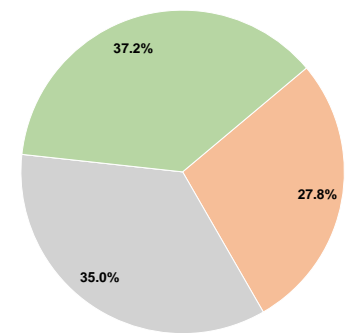
Sources of Capital Funds Expended

Fare Revenues	\$0	0.0%
Local Funds	\$79,314	27.8%
State Funds	\$100,000	35.0%
Federal Assistance	\$0	0.0%
Other Funds	\$106,032	37.2%
Total Capital Funds Expended	\$285,346	100.0%

Operating Funding Sources



Capital Funding Sources



Modal Characteristics

Operation Characteristics

Vehicles Operated at Maximum Service

Mode	Directly Operated	Purchased Transportation	Operating Expenses	Fare Revenues	Uses of Capital Funds	Annual Unlinked Trips	Annual Vehicle Revenue Miles	Annual Vehicle Revenue Hours
Bus	27	-	\$3,429,838	\$0	\$285,346	531,940	370,084	35,825
Total	27	-	\$3,429,838	\$0	\$285,346	531,940	370,084	35,825

Performance Measures

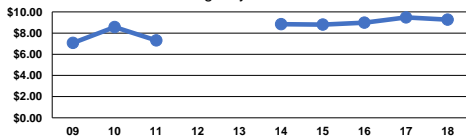
Service Efficiency

Mode	Operating Expenses per Vehicle Revenue Mile	Operating Expenses per Vehicle Revenue Hour
Bus	\$9.27	\$95.74
Total	\$9.27	\$95.74

Service Effectiveness

Mode	Operating Expenses per Unlinked Passenger Trip	Unlinked Trips per Vehicle Revenue Mile	Unlinked Trips per Vehicle Revenue Hour
Bus	\$6.45	1.4	14.8
Total	\$6.45	1.4	14.8

Operating Expense per Vehicle Revenue Mile:
Agency Total



Unlinked Passenger Trips per Vehicle Revenue
Mile: Agency Total

