

Huerfano/Las Animas Council of Governments dba South Central Council of Governments

2018 Annual Agency Profile

General Information

Service Consumption

29,674 Annual Unlinked Trips (UPT)

Service Supplied

179,117 Annual Vehicle Revenue Miles (VRM)
9,689 Annual Vehicle Revenue Hours (VRH)

Summary of Operating Expenses (OE)

\$670,740 Total Operating Expenses

Database Information

NTDID: 8R01-80227

Reporter Type: Rural General Public Transit

Financial Information

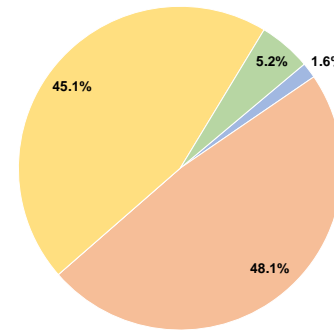
Sources of Operating Funds Expended

Fare Revenues	\$10,500	1.6%
Local Funds	\$322,800	48.1%
State Funds	\$0	0.0%
Federal Assistance	\$302,440	45.1%
Other Funds	\$35,000	5.2%
Total Operating Funds Expended	\$670,740	100.0%

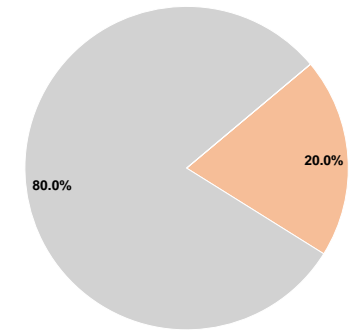
Sources of Capital Funds Expended

Fare Revenues	\$0	0.0%
Local Funds	\$15,391	20.0%
State Funds	\$61,568	80.0%
Federal Assistance	\$0	0.0%
Other Funds	\$0	0.0%
Total Capital Funds Expended	\$76,959	100.0%

Operating Funding Sources



Capital Funding Sources



Modal Characteristics

Operation Characteristics

Vehicles Operated at Maximum Service

Mode	Directly Operated	Purchased Transportation	Operating Expenses	Fare Revenues	Uses of Capital Funds	Annual Unlinked Trips	Annual Vehicle Revenue Miles	Annual Vehicle Revenue Hours
Demand Response	9	-	\$670,740	\$10,500	\$76,959	29,674	179,117	9,689
Total	9	-	\$670,740	\$10,500	\$76,959	29,674	179,117	9,689

Performance Measures


Service Efficiency

Mode	Operating Expenses per Vehicle Revenue Mile	Operating Expenses per Vehicle Revenue Hour
Demand Response	\$3.74	\$69.23
Total	\$3.74	\$69.23

Service Effectiveness

Mode	Operating Expenses per Unlinked Passenger Trip	Unlinked Trips per Vehicle Revenue Mile	Unlinked Trips per Vehicle Revenue Hour
Demand Response	\$22.60	0.2	3.1
Total	\$22.60	0.2	3.1

Operating Expense per Vehicle Revenue Mile:
Agency Total



Unlinked Passenger Trips per Vehicle Revenue
Mile: Agency Total

