

## Dolores County Senior Services

2018 Annual Agency Profile

### General Information

#### Service Consumption

6,234 Annual Unlinked Trips (UPT)

#### Service Supplied

74,415 Annual Vehicle Revenue Miles (VRM)

3,559 Annual Vehicle Revenue Hours (VRH)

#### Summary of Operating Expenses (OE)

\$196,627 Total Operating Expenses

#### Database Information

NTDID: 8R01-80168

Reporter Type: Rural General Public Transit

### Financial Information

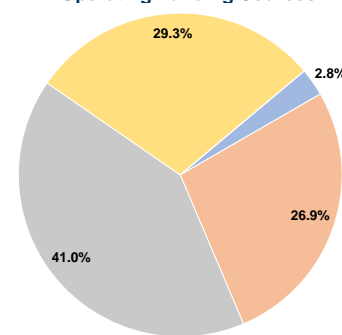
#### Sources of Operating Funds Expended

Fare Revenues	\$5,463	2.8%
Local Funds	\$52,968	26.9%
State Funds	\$80,638	41.0%
Federal Assistance	\$57,558	29.3%
Other Funds	\$0	0.0%
<b>Total Operating Funds Expended</b>	<b>\$196,627</b>	<b>100.0%</b>

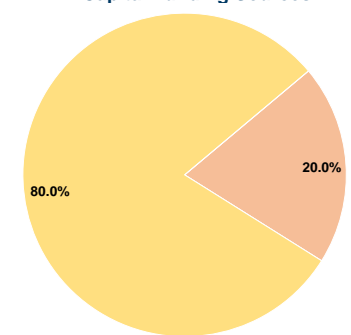
#### Sources of Capital Funds Expended

Fare Revenues	\$0	0.0%
Local Funds	\$24,891	20.0%
State Funds	\$0	0.0%
Federal Assistance	\$99,395	80.0%
Other Funds	\$0	0.0%
<b>Total Capital Funds Expended</b>	<b>\$124,286</b>	<b>100.0%</b>

#### Operating Funding Sources



#### Capital Funding Sources



### Modal Characteristics

#### Operation Characteristics

##### Vehicles Operated at Maximum Service

Mode	Directly Operated	Purchased Transportation	Operating Expenses	Fare Revenues	Uses of Capital Funds	Annual Unlinked Trips	Annual Vehicle Revenue Miles	Annual Vehicle Revenue Hours
Demand Response	7	-	\$196,627	\$5,463	\$124,286	6,234	74,415	3,559
<b>Total</b>	<b>7</b>	<b>-</b>	<b>\$196,627</b>	<b>\$5,463</b>	<b>\$124,286</b>	<b>6,234</b>	<b>74,415</b>	<b>3,559</b>

#### Performance Measures

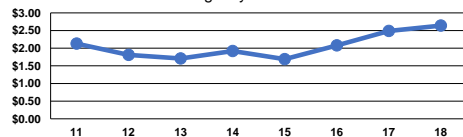
##### Service Efficiency

Mode	Operating Expenses per Vehicle Revenue Mile	Operating Expenses per Vehicle Revenue Hour
Demand Response	\$2.64	\$55.25
<b>Total</b>	<b>\$2.64</b>	<b>\$55.25</b>

##### Service Effectiveness

Mode	Operating Expenses per Unlinked Passenger Trip	Unlinked Trips per Vehicle Revenue Mile	Unlinked Trips per Vehicle Revenue Hour
Demand Response	\$31.54	0.1	1.8
<b>Total</b>	<b>\$31.54</b>	<b>0.1</b>	<b>1.8</b>

Operating Expense per Vehicle Revenue Mile: Agency Total



Unlinked Passenger Trips per Vehicle Revenue Mile: Agency Total

