

# Crow Tribe of Indians

## 2018 Annual Agency Profile

### General Information

#### Federally Recognized Tribal Statistical Areas

Crow Reservation and Off-Reservation Trust Land, MT

#### Service Consumption

10,311 Annual Unlinked Trips (UPT)

#### Service Supplied

303,114 Annual Vehicle Revenue Miles (VRM)

7,427 Annual Vehicle Revenue Hours (VRH)

#### Database Information

NTDID: 88188

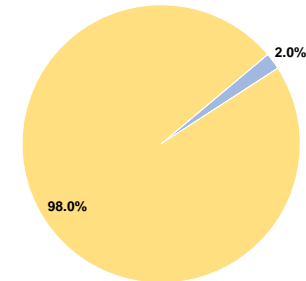
Reporter Type: Tribal Reporter

### Financial Information

#### Sources of Operating Funds Expended

Fare Revenues	\$9,823	2.0%
Local Funds	\$0	0.0%
State Funds	\$0	0.0%
Federal Assistance	\$491,534	98.0%
Other Funds	\$0	0.0%
<b>Total Operating Funds Expended</b>	<b>\$501,357</b>	<b>100.0%</b>

#### Operating Funding Sources



#### Sources of Capital Funds Expended

Fare Revenues	\$0
Local Funds	\$0
State Funds	\$0
Federal Assistance	\$0
Other Funds	\$0
<b>Total Capital Funds Expended</b>	<b>\$0</b>

### Modal Characteristics

#### Operation Characteristics

##### Vehicles Operated at Maximum Service

Mode	Directly Operated	Purchased Transportation	Operating Expenses	Fare Revenues	Uses of Capital Funds	Annual Unlinked Trips	Annual Vehicle Revenue Miles	Annual Vehicle Revenue Hours	Average Fleet Age in Years <sup>a</sup>
Demand Response	2	-	\$102,400	\$1,343	\$0	1,329	58,166	1,463	6.8
Bus	4	-	\$398,957	\$8,480	\$0	8,982	244,948	5,964	8.9
<b>Total</b>	<b>6</b>	<b>-</b>	<b>\$501,357</b>	<b>\$9,823</b>	<b>\$0</b>	<b>10,311</b>	<b>303,114</b>	<b>7,427</b>	

#### Performance Measures

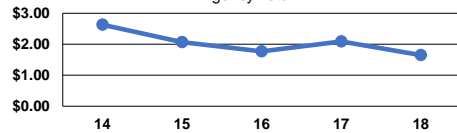
##### Service Efficiency

Mode	Operating Expenses per Vehicle Revenue Mile	Operating Expenses per Vehicle Revenue Hour
Demand Response	\$1.76	\$69.99
Bus	\$1.63	\$66.89
<b>Total</b>	<b>\$1.65</b>	<b>\$67.50</b>

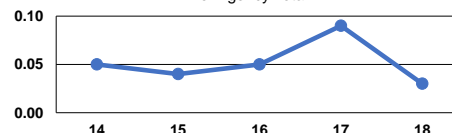
##### Service Effectiveness

Mode	Operating Expenses per Unlinked Passenger Trip	Unlinked Trips per Vehicle Revenue Mile	Unlinked Trips per Vehicle Revenue Hour
Demand Response	\$77.05	0.0	0.9
Bus	\$44.42	0.0	1.5
<b>Total</b>	<b>\$48.62</b>	<b>0.0</b>	<b>1.4</b>

Operating Expense per Vehicle Revenue Mile: Agency Total



Unlinked Passenger Trips per Vehicle Revenue Mile: Agency Total



#### Notes:

<sup>a</sup>Demand Response - Taxi (DT) and non-dedicated fleets do not report fleet age data.