

Butler County Senior Service Program

2018 Annual Agency Profile

General Information

Service Consumption

4,410 Annual Unlinked Trips (UPT)

Service Supplied

46,107 Annual Vehicle Revenue Miles (VRM)

1,615 Annual Vehicle Revenue Hours (VRH)

Summary of Operating Expenses (OE)

\$69,561 Total Operating Expenses

Database Information

NTDID: 7R04-70121

Reporter Type: Rural General Public Transit

Financial Information

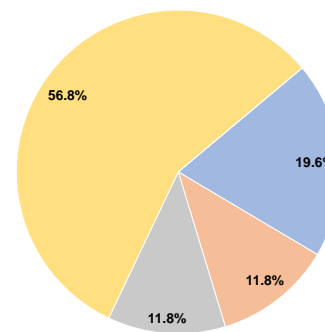
Sources of Operating Funds Expended

Fare Revenues	\$13,658	19.6%
Local Funds	\$8,188	11.8%
State Funds	\$8,188	11.8%
Federal Assistance	\$39,527	56.8%
Other Funds	\$0	0.0%
Total Operating Funds Expended	\$69,561	100.0%

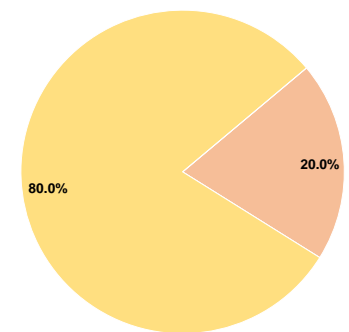
Sources of Capital Funds Expended

Fare Revenues	\$0	0.0%
Local Funds	\$43,457	20.0%
State Funds	\$0	0.0%
Federal Assistance	\$173,828	80.0%
Other Funds	\$0	0.0%
Total Capital Funds Expended	\$217,285	100.0%

Operating Funding Sources



Capital Funding Sources



Modal Characteristics

Operation Characteristics

Vehicles Operated at Maximum Service

Mode	Directly Operated	Purchased Transportation	Operating Expenses	Fare Revenues	Uses of Capital Funds	Annual Unlinked Trips	Annual Vehicle Revenue Miles	Annual Vehicle Revenue Hours
Demand Response	4	-	\$69,561	\$13,658	\$217,285	4,410	46,107	1,615
Total	4	-	\$69,561	\$13,658	\$217,285	4,410	46,107	1,615

Performance Measures

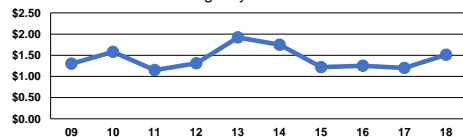
Service Efficiency

Mode	Operating Expenses per Vehicle Revenue Mile	Operating Expenses per Vehicle Revenue Hour
Demand Response	\$1.51	\$43.07
Total	\$1.51	\$43.07

Service Effectiveness

Mode	Operating Expenses per Unlinked Passenger Trip	Unlinked Trips per Vehicle Revenue Mile	Unlinked Trips per Vehicle Revenue Hour
Demand Response	\$15.77	0.1	2.7
Total	\$15.77	0.1	2.7

Operating Expense per Vehicle Revenue Mile: Agency Total



Unlinked Passenger Trips per Vehicle Revenue Mile: Agency Total

