

Mid-Nebraska Community Action

2018 Annual Agency Profile

General Information

Service Consumption

120,207 Annual Unlinked Trips (UPT)

Service Supplied

456,542 Annual Vehicle Revenue Miles (VRM)

37,564 Annual Vehicle Revenue Hours (VRH)

Summary of Operating Expenses (OE)

\$1,743,506 Total Operating Expenses

Database Information

NTDID: 7R04-70081

Reporter Type: Rural General Public Transit

Financial Information

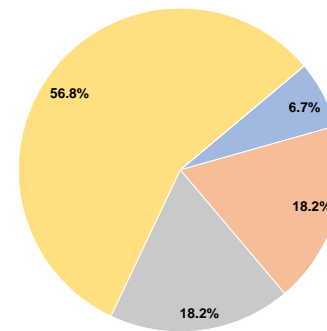
Sources of Operating Funds Expended

Fare Revenues	\$117,189	6.7%
Local Funds	\$317,637	18.2%
State Funds	\$317,637	18.2%
Federal Assistance	\$991,043	56.8%
Other Funds	\$0	0.0%
Total Operating Funds Expended	\$1,743,506	100.0%

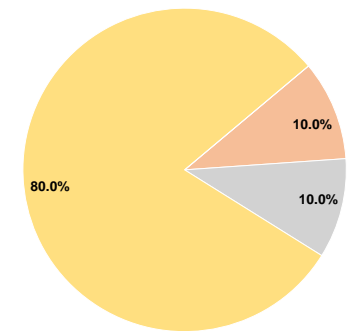
Sources of Capital Funds Expended

Fare Revenues	\$0	0.0%
Local Funds	\$67,637	10.0%
State Funds	\$67,637	10.0%
Federal Assistance	\$541,044	80.0%
Other Funds	\$0	0.0%
Total Capital Funds Expended	\$676,318	100.0%

Operating Funding Sources



Capital Funding Sources



Modal Characteristics

Operation Characteristics

Vehicles Operated at Maximum Service

Mode	Directly Operated	Purchased Transportation	Operating Expenses	Fare Revenues	Uses of Capital Funds	Annual Unlinked Trips	Annual Vehicle Revenue Miles	Annual Vehicle Revenue Hours
Demand Response	42	-	\$1,743,506	\$117,189	\$676,318	120,207	456,542	37,564
Total	42	-	\$1,743,506	\$117,189	\$676,318	120,207	456,542	37,564

Performance Measures

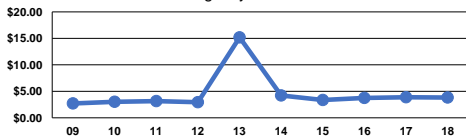
Service Efficiency

Mode	Operating Expenses per Vehicle Revenue Mile	Operating Expenses per Vehicle Revenue Hour
Demand Response	\$3.82	\$46.41
Total	\$3.82	\$46.41

Service Effectiveness

Mode	Operating Expenses per Unlinked Passenger Trip	Unlinked Trips per Vehicle Revenue Mile	Unlinked Trips per Vehicle Revenue Hour
Demand Response	\$14.50	0.3	3.2
Total	\$14.50	0.3	3.2

Operating Expense per Vehicle Revenue Mile: Agency Total



Unlinked Passenger Trips per Vehicle Revenue Mile: Agency Total

