

Gove County Medical Center

2018 Annual Agency Profile

General Information

Service Consumption

1,464 Annual Unlinked Trips (UPT)

Service Supplied

42,115 Annual Vehicle Revenue Miles (VRM)

1,613 Annual Vehicle Revenue Hours (VRH)

Summary of Operating Expenses (OE)

\$36,472 Total Operating Expenses

Database Information

NTDID: 7R02-70268

Reporter Type: Rural General Public Transit

Financial Information

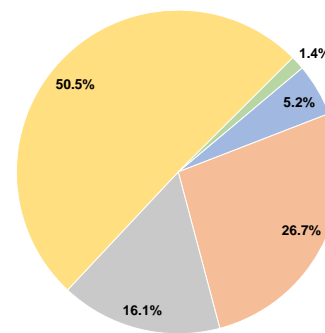
Sources of Operating Funds Expended

Fare Revenues	\$1,908	5.2%
Local Funds	\$9,753	26.7%
State Funds	\$5,881	16.1%
Federal Assistance	\$18,430	50.5%
Other Funds	\$500	1.4%
Total Operating Funds Expended	\$36,472	100.0%

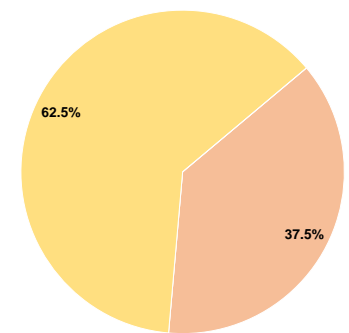
Sources of Capital Funds Expended

Fare Revenues	\$0	0.0%
Local Funds	\$8,821	37.5%
State Funds	\$0	0.0%
Federal Assistance	\$14,702	62.5%
Other Funds	\$0	0.0%
Total Capital Funds Expended	\$23,523	100.0%

Operating Funding Sources



Capital Funding Sources



Modal Characteristics

Operation Characteristics

Vehicles Operated at Maximum Service

Mode	Directly Operated	Purchased Transportation	Operating Expenses	Fare Revenues	Uses of Capital Funds	Annual Unlinked Trips	Annual Vehicle Revenue Miles	Annual Vehicle Revenue Hours
Demand Response	2	-	\$36,472	\$1,908	\$23,523	1,464	42,115	1,613
Total	2	-	\$36,472	\$1,908	\$23,523	1,464	42,115	1,613

Performance Measures

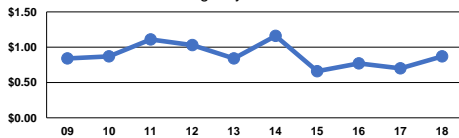
Service Efficiency

Mode	Operating Expenses per Vehicle Revenue Mile	Operating Expenses per Vehicle Revenue Hour
Demand Response	\$0.87	\$22.61
Total	\$0.87	\$22.61

Service Effectiveness

Mode	Operating Expenses per Unlinked Passenger Trip	Unlinked Trips per Vehicle Revenue Mile	Unlinked Trips per Vehicle Revenue Hour
Demand Response	\$24.91	0.0	0.9
Total	\$24.91	0.0	0.9

Operating Expense per Vehicle Revenue Mile: Agency Total



Unlinked Passenger Trips per Vehicle Revenue Mile: Agency Total

