

# Coffey County Transportation

2018 Annual Agency Profile

## General Information

### Service Consumption

18,320 Annual Unlinked Trips (UPT)

### Service Supplied

250,646 Annual Vehicle Revenue Miles (VRM)  
6,592 Annual Vehicle Revenue Hours (VRH)

### Summary of Operating Expenses (OE)

\$361,288 Total Operating Expenses

### Database Information

NTDID: 7R02-70222

Reporter Type: Rural General Public Transit

## Financial Information

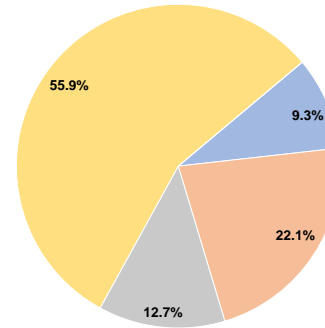
### Sources of Operating Funds Expended

Fare Revenues	\$33,691	9.3%
Local Funds	\$79,968	22.1%
State Funds	\$45,773	12.7%
Federal Assistance	\$201,856	55.9%
Other Funds	\$0	0.0%
<b>Total Operating Funds Expended</b>	<b>\$361,288</b>	<b>100.0%</b>

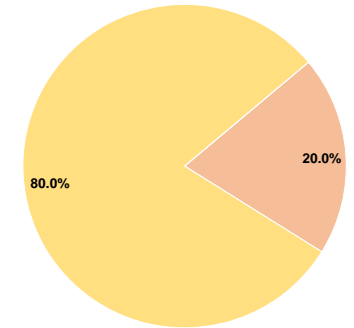
### Sources of Capital Funds Expended

Fare Revenues	\$0	0.0%
Local Funds	\$31,755	20.0%
State Funds	\$0	0.0%
Federal Assistance	\$127,022	80.0%
Other Funds	\$0	0.0%
<b>Total Capital Funds Expended</b>	<b>\$158,777</b>	<b>100.0%</b>

### Operating Funding Sources



### Capital Funding Sources



## Modal Characteristics

### Operation Characteristics

#### Vehicles Operated at Maximum Service

Mode	Directly Operated	Purchased Transportation	Operating Expenses	Fare Revenues	Uses of Capital Funds	Annual Unlinked Trips	Annual Vehicle Revenue Miles	Annual Vehicle Revenue Hours
Demand Response	7	-	\$361,288	\$33,691	\$158,777	18,320	250,646	6,592
<b>Total</b>	<b>7</b>	<b>-</b>	<b>\$361,288</b>	<b>\$33,691</b>	<b>\$158,777</b>	<b>18,320</b>	<b>250,646</b>	<b>6,592</b>

### Performance Measures

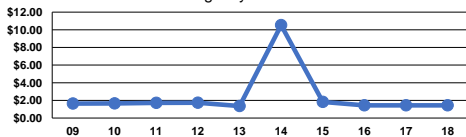
#### Service Efficiency

Mode	Operating Expenses per Vehicle Revenue Mile	Operating Expenses per Vehicle Revenue Hour
Demand Response	\$1.44	\$54.81
<b>Total</b>	<b>\$1.44</b>	<b>\$54.81</b>

#### Service Effectiveness

Mode	Operating Expenses per Unlinked Passenger Trip	Unlinked Trips per Vehicle Revenue Mile	Unlinked Trips per Vehicle Revenue Hour
Demand Response	\$19.72	0.1	2.8
<b>Total</b>	<b>\$19.72</b>	<b>0.1</b>	<b>2.8</b>

Operating Expense per Vehicle Revenue Mile: Agency Total



Unlinked Passenger Trips per Vehicle Revenue Mile: Agency Total

