

# Ellsworth County Council on Aging

## 2018 Annual Agency Profile

### General Information

#### Service Consumption

3,158 Annual Unlinked Trips (UPT)

#### Service Supplied

11,526 Annual Vehicle Revenue Miles (VRM)  
798 Annual Vehicle Revenue Hours (VRH)

#### Summary of Operating Expenses (OE)

\$53,327 Total Operating Expenses

#### Database Information

NTDID: 7R02-70167

Reporter Type: Rural General Public Transit

### Financial Information

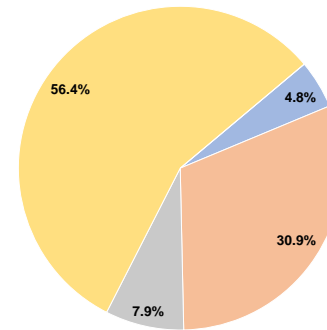
#### Sources of Operating Funds Expended

Fare Revenues	\$2,574	4.8%
Local Funds	\$16,500	30.9%
State Funds	\$4,192	7.9%
Federal Assistance	\$30,061	56.4%
Other Funds	\$0	0.0%
<b>Total Operating Funds Expended</b>	<b>\$53,327</b>	<b>100.0%</b>

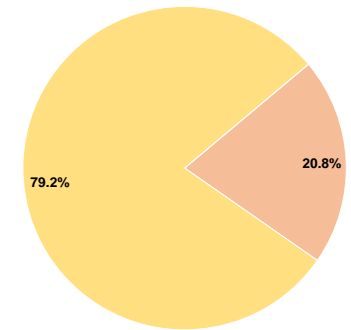
#### Sources of Capital Funds Expended

Fare Revenues	\$0	0.0%
Local Funds	\$5,500	20.8%
State Funds	\$0	0.0%
Federal Assistance	\$20,958	79.2%
Other Funds	\$0	0.0%
<b>Total Capital Funds Expended</b>	<b>\$26,458</b>	<b>100.0%</b>

#### Operating Funding Sources



#### Capital Funding Sources



### Modal Characteristics

#### Operation Characteristics

#### Vehicles Operated at Maximum Service

Mode	Directly Operated	Purchased Transportation	Operating Expenses	Fare Revenues	Uses of Capital Funds	Annual Unlinked Trips	Annual Vehicle Revenue Miles	Annual Vehicle Revenue Hours
Demand Response	1	-	\$53,327	\$2,574	\$26,458	3,158	11,526	798
<b>Total</b>	<b>1</b>	<b>-</b>	<b>\$53,327</b>	<b>\$2,574</b>	<b>\$26,458</b>	<b>3,158</b>	<b>11,526</b>	<b>798</b>

#### Performance Measures

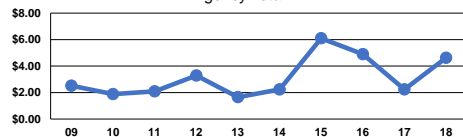
#### Service Efficiency

Mode	Operating Expenses per Vehicle Revenue Mile	Operating Expenses per Vehicle Revenue Hour
Demand Response	\$4.63	\$66.83
<b>Total</b>	<b>\$4.63</b>	<b>\$66.83</b>

#### Service Effectiveness

Mode	Operating Expenses per Unlinked Passenger Trip	Unlinked Trips per Vehicle Revenue Mile	Unlinked Trips per Vehicle Revenue Hour
Demand Response	\$16.89	0.3	4.0
<b>Total</b>	<b>\$16.89</b>	<b>0.3</b>	<b>4.0</b>

Operating Expense per Vehicle Revenue Mile: Agency Total



Unlinked Passenger Trips per Vehicle Revenue Mile: Agency Total

