

Doniphan County

2018 Annual Agency Profile

General Information

Service Consumption

4,129 Annual Unlinked Trips (UPT)

Service Supplied

96,642 Annual Vehicle Revenue Miles (VRM)

1,950 Annual Vehicle Revenue Hours (VRH)

Summary of Operating Expenses (OE)

\$86,404 Total Operating Expenses

Database Information

NTDID: 7R02-70132

Reporter Type: Rural General Public Transit

Financial Information

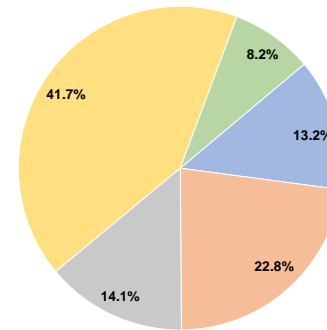
Sources of Operating Funds Expended

Fare Revenues	\$11,426	13.2%
Local Funds	\$19,673	22.8%
State Funds	\$12,184	14.1%
Federal Assistance	\$36,047	41.7%
Other Funds	\$7,074	8.2%
Total Operating Funds Expended	\$86,404	100.0%

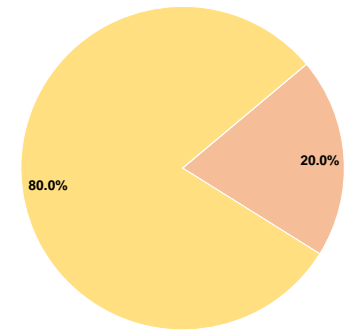
Sources of Capital Funds Expended

Fare Revenues	\$0	0.0%
Local Funds	\$7,909	20.0%
State Funds	\$0	0.0%
Federal Assistance	\$31,634	80.0%
Other Funds	\$0	0.0%
Total Capital Funds Expended	\$39,543	100.0%

Operating Funding Sources



Capital Funding Sources



Modal Characteristics

Operation Characteristics

Vehicles Operated at Maximum Service

Mode	Directly Operated	Purchased Transportation	Operating Expenses	Fare Revenues	Uses of Capital Funds	Annual Unlinked Trips	Annual Vehicle Revenue Miles	Annual Vehicle Revenue Hours
Demand Response	4	-	\$86,404	\$11,426	\$39,543	4,129	96,642	1,950
Total	4	-	\$86,404	\$11,426	\$39,543	4,129	96,642	1,950

Performance Measures

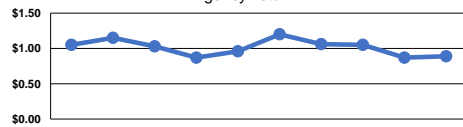
Service Efficiency

Mode	Operating Expenses per Vehicle Revenue Mile	Operating Expenses per Vehicle Revenue Hour
Demand Response	\$0.89	\$44.31
Total	\$0.89	\$44.31

Service Effectiveness

Mode	Operating Expenses per Unlinked Passenger Trip	Unlinked Trips per Vehicle Revenue Mile	Unlinked Trips per Vehicle Revenue Hour
Demand Response	\$20.93	0.0	2.1
Total	\$20.93	0.0	2.1

Operating Expense per Vehicle Revenue Mile:
Agency Total



Unlinked Passenger Trips per Vehicle Revenue
Mile: Agency Total

