

# Thomas County

## 2018 Annual Agency Profile

### General Information

#### Service Consumption

10,628 Annual Unlinked Trips (UPT)

#### Service Supplied

28,553 Annual Vehicle Revenue Miles (VRM)

2,986 Annual Vehicle Revenue Hours (VRH)

#### Summary of Operating Expenses (OE)

\$95,262 Total Operating Expenses

#### Database Information

NTDID: 7R02-70062

Reporter Type: Rural General Public Transit

### Financial Information

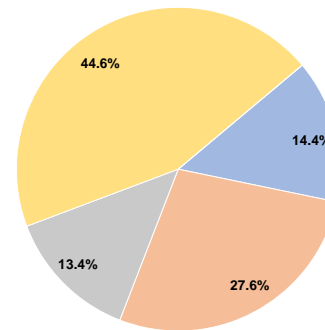
#### Sources of Operating Funds Expended

Fare Revenues	\$13,674	14.4%
Local Funds	\$26,327	27.6%
State Funds	\$12,756	13.4%
Federal Assistance	\$42,505	44.6%
Other Funds	\$0	0.0%
<b>Total Operating Funds Expended</b>	<b>\$95,262</b>	<b>100.0%</b>

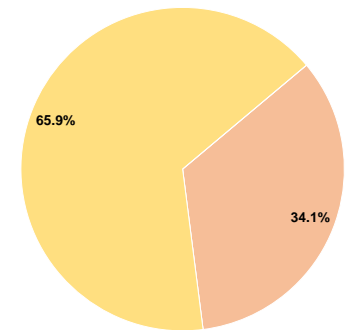
#### Sources of Capital Funds Expended

Fare Revenues	\$0	0.0%
Local Funds	\$22,811	34.1%
State Funds	\$0	0.0%
Federal Assistance	\$44,104	65.9%
Other Funds	\$0	0.0%
<b>Total Capital Funds Expended</b>	<b>\$66,915</b>	<b>100.0%</b>

#### Operating Funding Sources



#### Capital Funding Sources



### Modal Characteristics

#### Operation Characteristics

##### Vehicles Operated at Maximum Service

Mode	Directly Operated	Purchased Transportation	Operating Expenses	Fare Revenues	Uses of Capital Funds	Annual Unlinked Trips	Annual Vehicle Revenue Miles	Annual Vehicle Revenue Hours
Demand Response	2	-	\$95,262	\$13,674	\$66,915	10,628	28,553	2,986
<b>Total</b>	<b>2</b>	<b>-</b>	<b>\$95,262</b>	<b>\$13,674</b>	<b>\$66,915</b>	<b>10,628</b>	<b>28,553</b>	<b>2,986</b>

#### Performance Measures

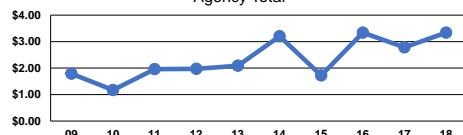
##### Service Efficiency

Mode	Operating Expenses per Vehicle Revenue Mile	Operating Expenses per Vehicle Revenue Hour
Demand Response	\$3.34	\$31.90
<b>Total</b>	<b>\$3.34</b>	<b>\$31.90</b>

##### Service Effectiveness

Mode	Operating Expenses per Unlinked Passenger Trip	Unlinked Trips per Vehicle Revenue Mile	Unlinked Trips per Vehicle Revenue Hour
Demand Response	\$8.96	0.4	3.6
<b>Total</b>	<b>\$8.96</b>	<b>0.4</b>	<b>3.6</b>

Operating Expense per Vehicle Revenue Mile:  
Agency Total



Unlinked Passenger Trips per Vehicle Revenue  
Mile: Agency Total

