

Gonzalez County Senior Citizens Association

2018 Annual Agency Profile

General Information

Service Consumption

12,638 Annual Unlinked Trips (UPT)

Service Supplied

25,858 Annual Vehicle Revenue Miles (VRM)
1,744 Annual Vehicle Revenue Hours (VRH)

Summary of Operating Expenses (OE)

\$162,216 Total Operating Expenses

Database Information

NTDID: 6R05-66279

Reporter Type: Rural General Public Transit

Financial Information

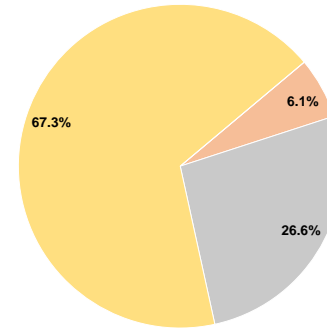
Sources of Operating Funds Expended

Fare Revenues	\$0	0.0%
Local Funds	\$9,907	6.1%
State Funds	\$43,103	26.6%
Federal Assistance	\$109,206	67.3%
Other Funds	\$0	0.0%
Total Operating Funds Expended	\$162,216	100.0%

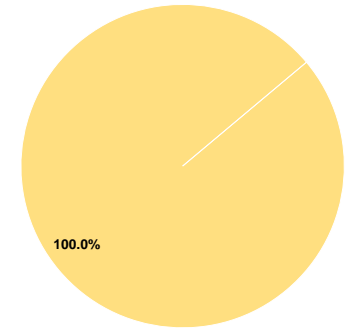
Sources of Capital Funds Expended

Fare Revenues	\$0	0.0%
Local Funds	\$0	0.0%
State Funds	\$0	0.0%
Federal Assistance	\$67,884	100.0%
Other Funds	\$0	0.0%
Total Capital Funds Expended	\$67,884	100.0%

Operating Funding Sources



Capital Funding Sources



Modal Characteristics

Operation Characteristics

Vehicles Operated at Maximum Service

Mode	Directly Operated	Purchased Transportation	Operating Expenses	Fare Revenues	Uses of Capital Funds	Annual Unlinked Trips	Annual Vehicle Revenue Miles	Annual Vehicle Revenue Hours
Demand Response	-	3	\$162,216	\$0	\$67,884	12,638	25,858	1,744
Total	-	3	\$162,216	\$0	\$67,884	12,638	25,858	1,744

Performance Measures

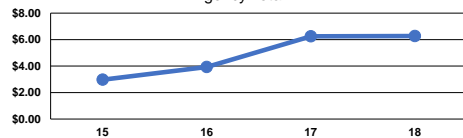
Service Efficiency

Mode	Operating Expenses per Vehicle Revenue Mile	Operating Expenses per Vehicle Revenue Hour
Demand Response	\$6.27	\$93.01
Total	\$6.27	\$93.01

Service Effectiveness

Mode	Operating Expenses per Unlinked Passenger Trip	Unlinked Trips per Vehicle Revenue Mile	Unlinked Trips per Vehicle Revenue Hour
Demand Response	\$12.84	0.5	7.2
Total	\$12.84	0.5	7.2

Operating Expense per Vehicle Revenue Mile:
Agency Total



Unlinked Passenger Trips per Vehicle Revenue
Mile: Agency Total

